


1



- 
1. Good: A person with healthy lungs – no Corona virus infection




2



2. Bad: A person with Corona virus in their lungs



3



3. Dangerous behaviour: Children coughing over each other and spreading the virus

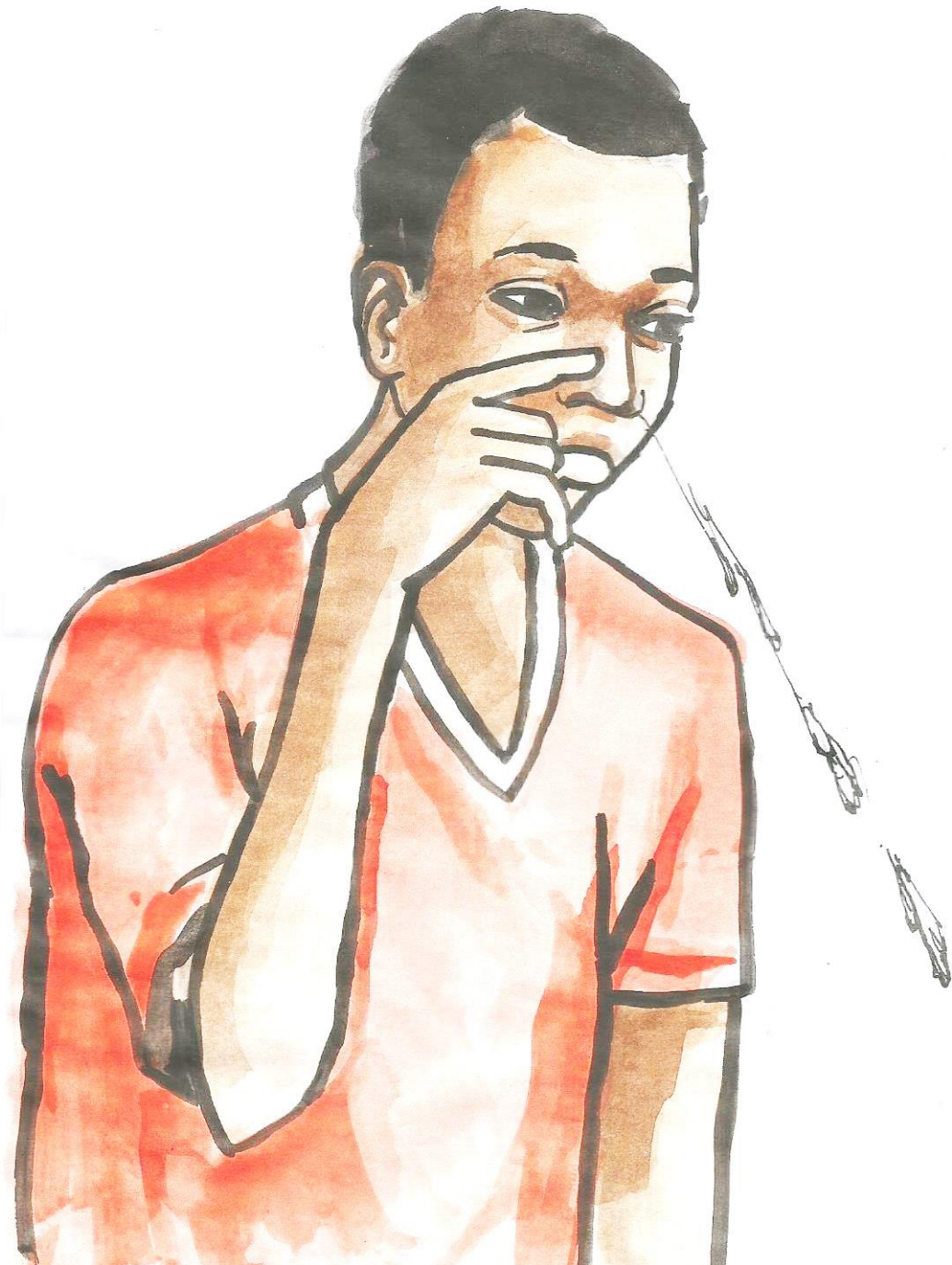




4. Dangerous behaviour – people who smoke are at higher risk of dangerous infection of Corona



5



5. Dangerous behaviour – cleaning nostrils on the street



6



6. Dangerous behaviour: spitting on the street spreads the virus





7




7. Dangerous behaviour: picking nose with finger spreads the virus







10



10. Sneezing into your elbow so preventing germs reaching another (good) but too close (bad)




11



11. Good Behaviour - Sneezing into elbow away from any other person



12




12. Good: Wash hands regularly – use a foot-operated Tippy Tap is better because germs are not spread on the tap (good) and the use of soap (good).






13. Medium: Using a tippy tap to wash hands (good) but no soap (bad) and sharing a towel (bad)





14. Good: Using a tippy tap to wash hands (good) and shaking hands dry (good) - and soap used (good)







16. Safe behaviour: all sleeping under a mosquito net and no one sick in the room




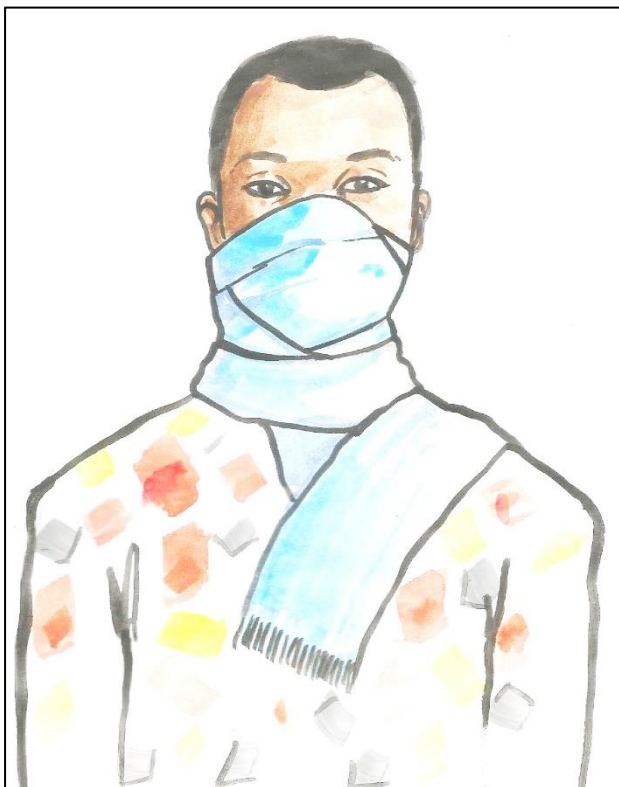
17



17. Risky Behaviour: Sick person is drinking lots of water (good) but can spread the virus to a carer who is not protected (bad)




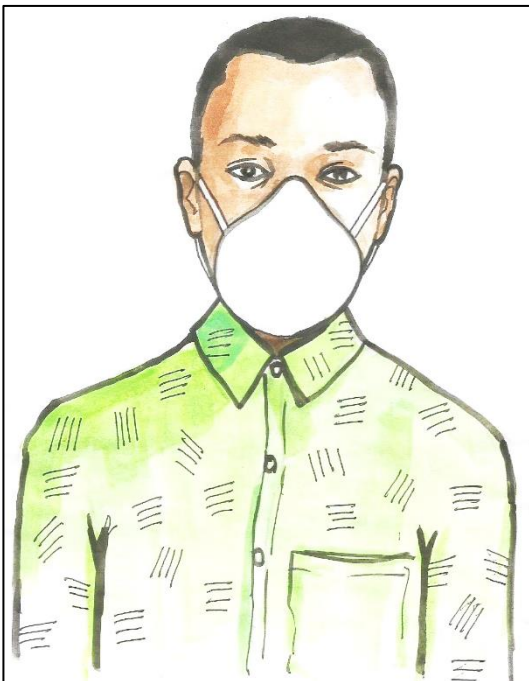
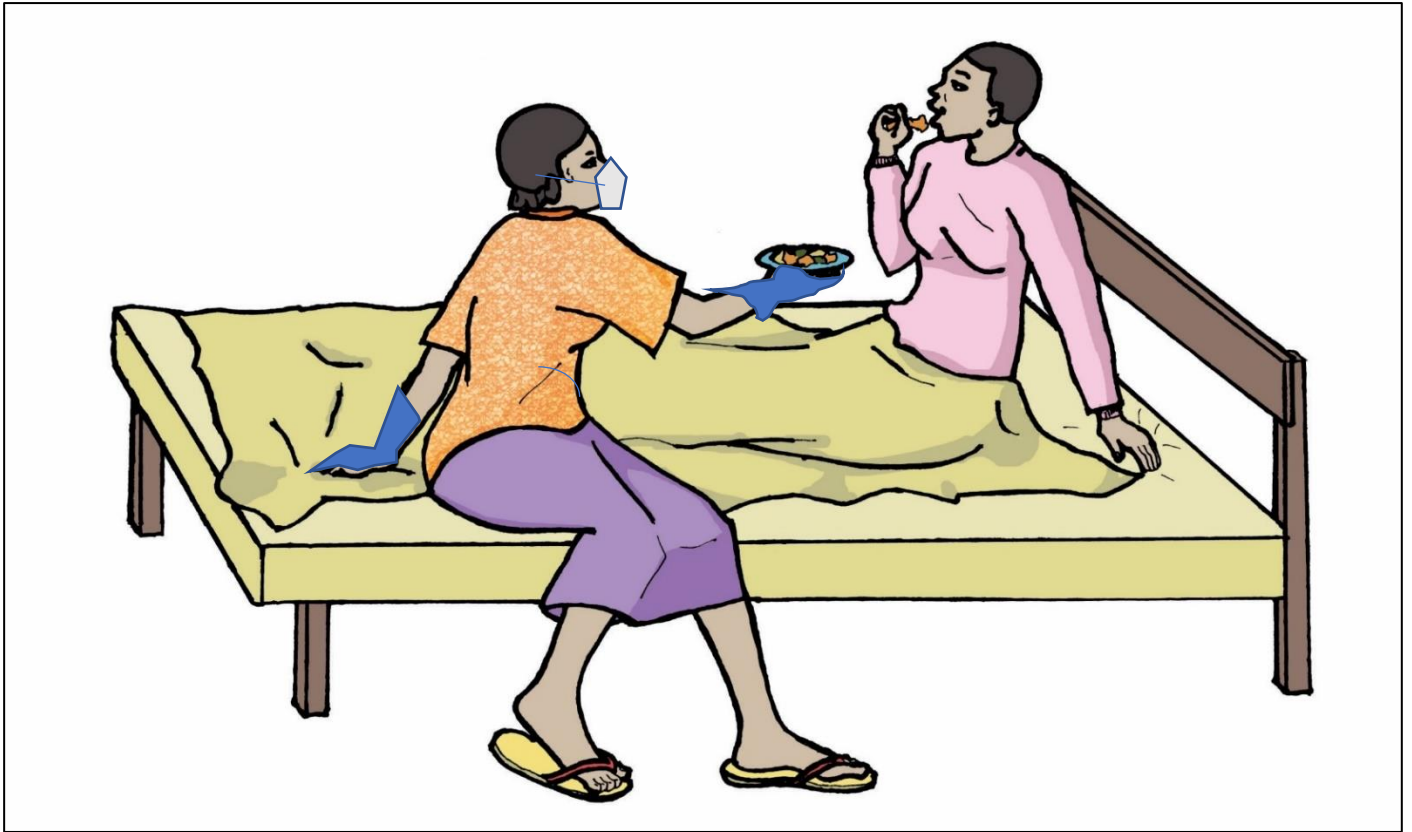
18



18. Safe Behaviour: Sick person is drinking lots of water (good) and the carer is protected (good) and washes hands after helping a sick person









20. Safe Behaviour: Sick person is eating food (safe) and the carer is protected as well (good) and washes hands with soap after helping a sick person




21



21. Dangerous behaviour: Avoid all social contact through touching each other through games and romance. Avoid any gatherings like funerals and weddings



22



22. Safe behaviour: If you have to queue at least stay 2 meters apart.  
Wash hands thoroughly with soap after touching money or any public surfaces.







25



25. Dangerous Behaviour: Avoid putting your fingers in your mouth, eyes or touch your face





26: Safe: Each person should eat from their own plate – eat vegetables to build up immunity.

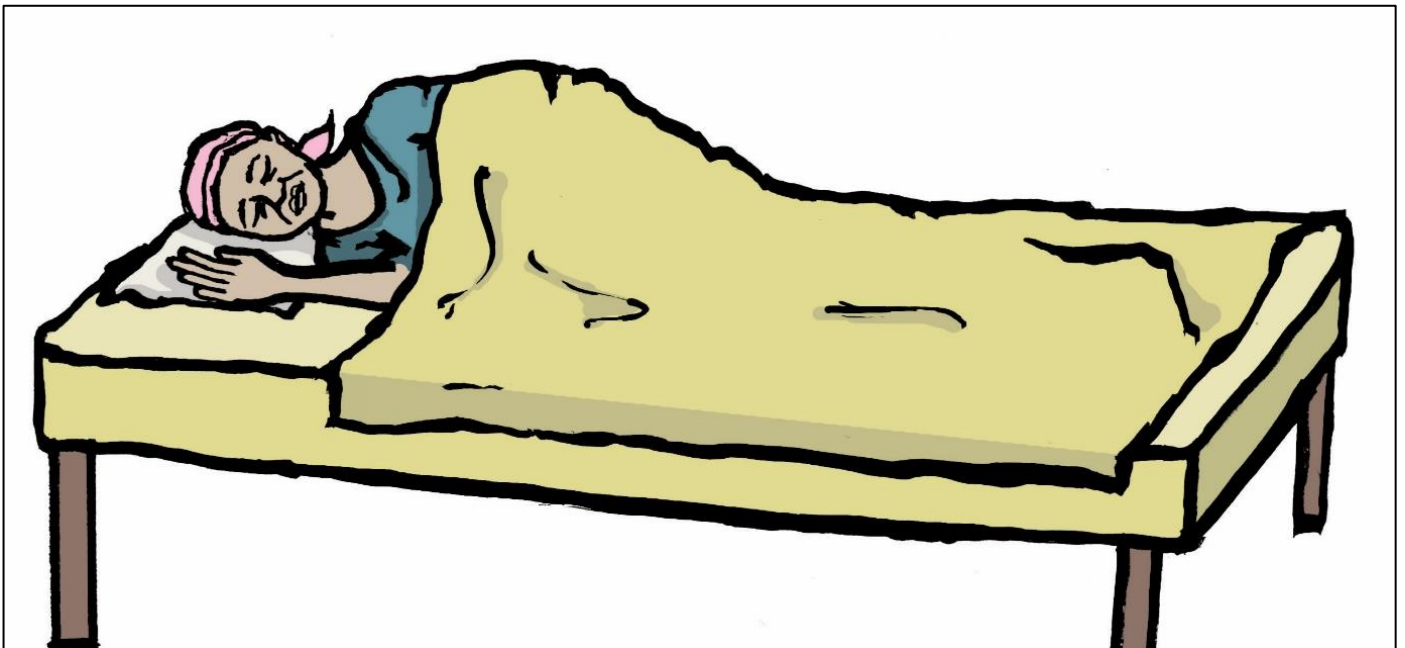




27: Safe: Each person should use their own cup to drink – no sharing cups or bottles.  
Drink safe well-covered water.



28



28.Safe Behaviour: If you feel sick, first get checked then go home and isolate yourself from others to prevent spreading the virus

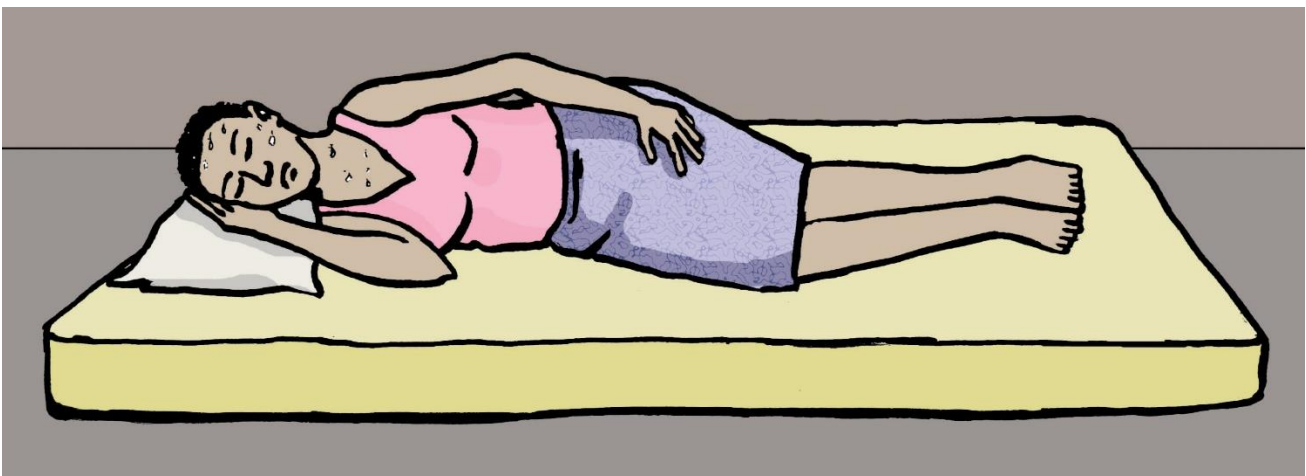




29: Safe Behaviour: If you or your family have been in contact with others who are sick, go to the clinic and be tested



30



31



31. Go to hospital if you are over 60 or vulnerable. Do not be afraid.

You can expect all medical staff to have full personal protection gear to prevent spread of the virus.



## How to use the Cards for a Participatory Activity with Community




*Cut the caption off the bottom of each card (or fold it over behind) so people can't see the caption.*

*This is a participatory activity to allow people to think for themselves and work out the best way they can deal with corona virus. As the cards themselves can spread the virus if they are handed out, you should employ the traditional method by holding up each card in front of the group. To minimize the risk of transmission of the virus, the group should be of no more than 10 people and each should sit at least 2 meters apart from each other without touching.*

**METHOD: 'Three pile sorting'** Firstly, explain about Corona Virus and how serious it for your country and explain the symptoms with Card 30. Hold up one card at a time and ask a different person to come to the front of the group and explain what they can see on the card. They must then explain if this is a 'Good', 'Medium' or 'Bad behaviour' and why. Once they decide, the card is placed in a pile of either 'Good', 'Bad' or 'Medium' behaviour. Encourage everyone to contribute their ideas in a problem-solving discussion. Hold up those cards in the 'bad behaviour' group and ask how this behaviour can be blocked by one of the measures shown in the 'good behaviour' group. Help the group to **start an electronic Corona Health Cluster (eCHC) with neighbour so they can ensure all practice good behaviour**. Each **eCHC** should elect a **lead household** linked by cell phone to report any cases for early detection.

### Key message of each picture

1. **Good:** A person with healthy lungs: no corona virus infection.
2. **Bad:** A person with corona virus in their lungs.
3. **Dangerous:** Children coughing over each other and spreading the virus.
4. **Dangerous:** people who smoke will have less immunity.
5. **Dangerous:** cleaning nostrils on the street spreads the virus.
6. **Dangerous:** spitting on the street spreads the virus.
7. **Dangerous:** picking nose with finger spreads the virus.
8. **Dangerous:** sneezing into your hand and being close to someone when sneezing.
9. **Risky:** Sneezing into your elbow (good) but throwing tissue on the ground (bad) spreads the virus.
10. **Risky:** Sneezing into your elbow so preventing germs reaching another (good) but too close (bad).
11. **Safe Behaviour:** Sneezing into elbow away from any other person.
12. **Safe:** Using a tippy tap to wash hands so no germs are spread by handling a tap (good) and using soap (good).
13. **Risky:** Using a tippy tap to wash hands (good) but no soap (bad) and sharing a towel (bad).
14. **Safe:** Using a tippy tap to wash hands (good) and shaking hands dry (good) and soap used (good).
15. **Dangerous:** Sleeping in the same room as a person who has the virus and no mosquito net being used.
16. **Safe:** All sleeping under a mosquito net and no one sick in the room.
17. **Risky:** Sick person is drinking lots of water (good) but the carer is not protected (bad).
18. **Safe:** Sick person is drinking lots of water (safe) and the carer is protected as well (good) & wash hands after.
19. **Risky:** Sick person is eating lots of food (safe) but the carer is not protected (bad)
20. **Safe:** Sick person is eating lots of food (safe) and the carer is protected as well (good), and washes hands after.
21. **Dangerous:** Avoid social contact through games or romance. Avoid large gathering like funerals and weddings.
22. **Safe:** social distancing: If you have to join queues, you must stay at least 2 meters apart and wash hands after.
23. **Dangerous:** Avoid shaking hands or touching friends when meeting.
24. **Safe:** if you must show friendship instead 'bump elbows'.
25. **Dangerous:** Avoid putting your fingers in your mouth, eyes or touching your face.
26. **Safe:** Each person should eat from their own plate – no sharing of plates or utensils.
27. **Safe:** Each person should use their own cup to drink – no sharing of cups or drinking bottles.
28. **Safe:** If you feel unwell, isolate yourself away from others to prevent spreading the disease.
29. **Safe:** If you or your family, have been in contact with corona, go to the clinic and be tested or treated.
30. **Bad:** Symptoms of Corona Virus infection: continuous dry cough and high fever.
31. **Good:** Go to hospital if you are over 60 or vulnerable. all medical staff will have personal protection gear.

Three Pile sorting Activity		
		
Good	Medium	Bad
Safe	Risky	Dangerous