



***One WASH National Program
Consolidated WASH Account
2007 Annual Report
Final***



***National WASH Program Coordination Office
August 2015
Addis Ababa***



One WASH National Program – CWA 2007 Annual Report

Table of Contents

1. Part One. Introduction.....	7
1.1. General Information.....	7
1.2. OWN-P-CWA Program Development Objective	7
1.3. Program Components.....	8
1.4. The Program Beneficiaries.....	8
1.5. Allocation of budget	9
1.5.1. Program Components and Outputs through CWA Financing.....	9
1.6. Reporting Period	10
2. Part Two. Program management and capacity building	11
3. Part Three. Component description, targets and detail status	19
3.2. Urban Water Supply, Sanitation and Hygiene (U-WaSH):.....	25
3.2.1. Component description and targets:.....	25
3.2.2. Urban Small Town WaSH Implementation Progress	25
3.2.3. Urban Medium Towns General Implementation Status.....	27
4. Part Four. Works, goods and service procurements and contract management.....	29
4.1 Implementation status of Procurements	29
4.2 Implementation status of W,G and S Contract.....	31
5. Part Five. Monitoring and Evaluation.....	32
5.1 Staffing:.....	32
5.2 Regular program progress reporting:	32
5.3 Program Baseline data:	32
5.4 Results Framework and Monitoring	33
6. Part Six. Environmental and Social Safeguard Compliance	37
7. Part Seven. Disbursement and utilization of fund.....	38
8. Part Eight. Outstanding Challenges and recommendations	42
9. Annexes.....	43
9.1. Annex 1 Lists of OWN-P – CWA selected woredas and small towns.....	43
9.2. Annex 2 List of OWN-P –CWA Medium towns funded through WRDF	49
9.3. Annex 3 Staffing plan	50
9.3.1. Federal level.....	50



One WASH National Program – CWA 2007 Annual Report

9.3.2.	Regional level	52
9.4.	Annex 4. One WaSH National Program –Consolidated WaSH Account Joint Startup Implementation Support Mission – JISM 1 (December 8-19, 2014).....	54
9.5.	Annex 5. Regional Baseline Data for One WaSH National Program–Consolidated WaSH Account	56
9.5.1.	Region:- Afar	56
9.5.2.	Region:- Diredawa Administration / Rural /	56
9.5.3.	Region:- Somali Region.....	57
9.5.4.	Region:- Tigray	58
9.5.5.	Region:- SNNP	59
9.5.6.	Region:- Amhara.....	62
9.5.7.	Region:- Benshangul Gumuz	70
9.5.8.	Region:- Oromiya	70
9.5.9.	Region:- Harrari	76
9.5.10.	Region: - Gambella	76
9.6.	Annex 6. Detailed procurement status table	77
9.7.	Annex 7. Summary of contract register (draft)	83



List of Figures

- Fig. 1- Completed water schemes by region.
- Fig. 2- Benefited people by region
- Fig. 3- Rural Wash 2007 progress
- Fig. 4- Available procurement and contract management staffs
- Fig. 5- Utilization of fund against planned and transferred budget
- Fig. 6- Budget utilization against program components
- Fig. 7- Regional budget utilization against transferred budget
- Fig. 8- Federal WaSH implementing bodies fund utilization



One WASH National Program – CWA 2007 Annual Report

List of Tables

Table 1- Program information

Table 2- National WaSH Program CWA selected woredas and small towns

Table 3 - Estimated cost of Program Components and expected Outputs

Table 4- National WaSH Program Indicative Budget Allocation (for 2014-2018)

Table 5- Budget Allocation for regional sector bureaus in percentage

Table 6 - Program coordination status at different level

Table 7- Man power at federal and regional level

Table 8- Summary of trainings provided at Federal and Regional Level

Table 9- Summery of Rural Component output

Table 10 - Rural Physical activity progress

Table 11- Urban component output

Table 12- Small towns' administration status

Table 13 - Small Town WaSH Implementation Progress

Table 14- Medium Towns General Implementation Status

Table 15 - Summery of Implementation status of Procurements

Table 16- Summery of Result frame work

Table 17 Matching fund status for Medium towns

Table 18 Program Life Cumulative OWN-P-CWA Statement of Sources and Uses of Funds



One WASH National Program – CWA 2007 Annual Report

Abbreviations and Acronyms

AFDB	African Development Bank
BH	Bore hole
BoFED	Bureau of Finance and Economic Development
CFT	Community Facilitation Team
CLTSH	Community led total sanitation & hygiene
CWA	Consolidated WaSH Account
DFID	Department for International Development
DP	Development Partners
ETB	Ethiopian Birr
FM	Financial Management
GoE	Government of Ethiopia
GTP	Growth & Transformation Plan
HDW	Hand Dug Well
HH	Household
HW	Hand washing
M&E	Monitoring & Evaluation
MoE	Ministry of Education
MoFED	Ministry of Finance & Economic Development
MoH	Ministry of Health
MoWIE	Ministry of Water Irrigation & Energy
MIS	Management Information System
NWCO	National WaSH Coordination Office
NWSC	National WaSH Steering Committee
O&M	Operation & Maintenance
ODF	Open Defecation Free
OWNP	One WaSH National Program
PMU	Programme Management Unit
POM	Programme Operations Manual
RPS	Rural pipe system
RWCOs	Regional WaSH Coordination Offices
SPD	Spring pipe development
SNNPR	Southern Nations, Nationalities, and Peoples' Region
TWB	Town Water Board
UNICEF	United Nations Children's Fund
WaSH	Water, Sanitation & Hygiene
WASHCO	WaSH Committee (community level)
WB	World Bank
WIF	WaSH Implementation Framework
WMP	Woreda Managed Project
WRDF	Water Resources Development Fund
WWC	Woreda WaSH Consultant
WWT	Woreda WaSH Team
ZWCO	Zonal WaSH Coordination Office



One WASH National Program – CWA 2007 Annual Report

1. Part One. Introduction

1.1. General Information

One WaSH National Program (OWNP) advocates for one plan, one budget, one reporting system and one Consolidated WaSH Account (CWA). The government of Ethiopia, together with sector development partners has taken up the challenge to enable the Water Sanitation and Hygiene sub sector to move from a projectized intervention to a more comprehensive and programmatic approach. The effort here includes the signing of MoU among the WaSH sector institutions (March 2006), the signing of WaSH implementation framework (March 2013), the preparation of the One WaSH program document (August 2013), the documentation of lessons from the closed projects (AfDB, IDA/DFID, April 2014) and more recently the preparation of the WaSH program Operations Manual (POM, Sept. 2014). OOWNP is the government of Ethiopia's flag ship program for the sub sector to be financed with multiple channels of which the use of the government of Ethiopia mainstream financing (Channel 1B) is one of them.

To guide the implementation of the CWA, a Program Operations Manual (POM) was prepared by the National WaSH Coordination Office and was endorsed by all pooling partners (AfDB, DFID, IDA, and UNICEF) that have agreed to pool their resource in to a Consolidated WaSH Account (CWA) to finance part of the National Program.

Table:-1 Program information

Program name:	<i>One WaSH National Program Consolidated WaSH Account</i>
Program development objective	<i>“Increased access to improved water supply and sanitation services for residents in participating Woredas, towns and communities in Ethiopia”</i>
Program Duration	<i>Five Years 2014 – 2018</i>
Project Commencement	<i>2014/15</i>
Financers	<i>GoE, Communities, AfDB, DFID, WB, UNICEF</i>
Intervention Area:	<i>382 Rural Woredas, 144 small and medium urban towns (124 Small towns & 20 medium towns)</i>
Program Components:	<i>Rural and institutional WaSH, Urban WaSH and Program management and Capacity Building</i>
Program Direct Beneficiaries:	<i>5.96 million (3.8 million rural and 2.16 million urban)</i>
Program Budget:	<i>USD 431.35 million (Birr 8.454 billion)</i>
Budget Allocation:	<i>70% for R-WaSH, 20% U-WaSH, 10% Program Support</i>

1.2. OOWNP-CWA Program Development Objective

The Program's Development objective is to improve the health and well-being of communities in rural and urban areas in an equitable and sustainable manner by increasing access to water supply and sanitation and adoption of good hygiene practices. The intermediate objectives of the program are directed towards attaining:

- GTP targets of 98% and 100% access to safe water supply for rural and urban areas respectively
- Access to basic sanitation to all Ethiopians having.
- 77% of the population practicing hand washing at critical times, safe water handling and water treatment at home, and
- 80% of communities in the country achieving open defecation free (ODF) status.



1.3. Program Components

The OWNP has mainly four components:

1. Rural WaSH,
2. Urban WaSH,
3. Institutional WaSH and
4. Program Management and Capacity Building.

Program Operational Manual (POM) is developed to serve as a main guiding document for both the Government of Ethiopia (GoE) and the Development Partners who would be pooling their funds into the Consolidated WaSH account to implement part of the OWNP. The development partners contribution as outlined in the WIF will be channeled to the CWA.

1.4. The Program Beneficiaries

The program aims to provide access to improved water supply and sanitation services for a total of 5.9 million people. This includes expected beneficiary numbers from a total of 10,360 institutional WaSH facilities (water supply and Latrines) that the program plans to construct and rehabilitate.

The primary Program beneficiaries are rural and urban residents in participating Woredas/towns and communities in Ethiopia. The Program will provide benefits in the form of improved water supply service and sanitation and hygiene education to rural and urban communities,

Regional WaSH Technical Team in consultation with their Regional Administration will determine how to phase Woreda participation since not all can be assisted simultaneously. Un-served people, who in most cases represent the poorest and most vulnerable, and institutions will be particularly targeted and will receive greater priority than those who already have a basic level of service.

To ensure that the Program benefits the most disadvantaged, an appropriate targeting approach that includes:

- I. level of service coverage based on the results of the NWI;
- II. maintaining geographic balance;
- III. proportion of unserved population;
- IV. presence of ongoing assistance in the woreda or town;
- V. implementation readiness expressed by commitments from participating woredas, communities, and towns; and
- VI. Compliance with the Bank's safeguards requirements, and meeting initial screenings; is to be used.

While these are general criteria to be used by the Program, each region can include additional criteria to fit its specific regional contexts.

Table 2- National WaSH Program CWA selected woredas and small towns

S.No.	Regions	No. Woredas	No. Small Towns*
1.	Oromiya	140	36
2.	Amhara	89	42
3.	Tigray	26	8
4.	SNNP	68	20
5.	Benishangul Gumuz	7	2

S.No.	Regions	No. Woredas	No. Small Towns*
6.	Gambella	6	4
7.	Afar	11	4
8.	Somali	28	8
9.	Harari	3	0
10.	Dire Dawa	4	0
	Total	382	124

* **Small Towns:** - Towns less than 20,000 populations (based on CSA)

Annex 1 provides more details on the selected woredas and small towns.

Annex 2 provides OWNPN –CWA - Medium towns funded through WRDF

1.5. Allocation of budget

1.5.1. Program Components and Outputs through CWA Financing

The components and outputs of the OWNPN that will be supported through the CWA over a five year period (July 2014 –June 2019) from funding received from the AfDB, DFID, UNICEF, the WB and 10% contribution from the GoE to the CWA with indicative earmarked allocations are provided in Table .

Table 3 - Estimated cost of Program Components and expected Outputs

No.	Component name	Total Est. cost (mill USD)	Financing from million USD)					Component Outputs
			AfDB	DFID	GOE	UNICEF	WB	
A	Rural WaSH	235.1	59.5	69.8	23.8		82	17,915 new water supply schemes constructed and 6,312 facilities rehabilitated 687,950 new household sanitation facilities built through promotion carried out under the program.
B	Urban	129.7	-	32.9	11.8	-	85	115 town water supplies improved 115 towns will have improved sanitation facilities in low income areas and public latrines and/or septage management system.
C	Institutional WaSH	84.5	19.6	19.7	7.2	10	28	1,220 new and rehabilitated water supply facilities for health centers/posts 3,600 new and rehabilitated water supply facilities for schools 2,225 new and rehabilitated sanitation facilities for health centers/posts, gender segregated 3,335 new and rehabilitated sanitation facilities for schools (stance/student ratio -1:50), gender segregated
D	Program Management and Capacity Building	35.7	13.0	9.2	3.5	-	10	Over 24,225 new legal WaSHCOs (with 50% women members) 90% consolidated reports prepared at KWT, WWT, RWCO and NWCO levels on a monthly, quarterly and annual basis 70% of total) schools teaching hygiene and sanitation using new curriculum 7,835 woreda/zonal/regional /town staff trained (by gender) in relevant skills 16 TVETCs/HSCs supported to offer WaSH courses
	Total	485.0	92.1	131.6	46.3	10.0	205.0	

Note: - financing from government is estimated contribution from the urban and rural beneficiaries



One WASH National Program – CWA 2007 Annual Report

Table 4- National WaSH Program Indicative Budget Allocation (for 2014-2018)

No	Description	USD\$	ETH Birr
1.	Ministry of Water, Irrigation and Energy(MoWIE)	16,932,379	331,878,005
2.	Water Resources Development Fund (WRDF)	43,720,000	856,920,744
3.	Regional Water Supply Budget	260,968,478	5,115,034,369
4.	Ministry of Health (MoH)	1,355,956	26,577,012
5.	Regional Hygiene and Sanitation / health facilities	61,381,242	1,203,084,610
6.	Ministry of Education (MoE)	926,967	18,168,741
7.	Regional Hygiene/school facilities	43,241,937	847,550,610
8.	Ministry of Finance Economic Development(MoFED)	268,836	5,269,233
9.	Bureau of Finance Economic Development (BoFED)	2,557,878	50,134,918
10.	Total Budget	431,353,672	8,454,618,242
86% of the total budget is allocated for regions			7,215,804,507

From the total budget of 8,454,618,241.93 birr 86% is allocated to regions

Table 5- Budget Allocation for regional sector bureaus in percentage

Description	Regional Water Supply	Regional H&S/ health facilities	Regional Hygiene/school facilities	Bureau of Finance	Total Regional Allocated budget
Total Allocate	5,115,034,369	1,203,084,610	847,550,610	50,134,918	7,215,804,507
Allocation in %	70%	17%	12%	1%	100%

1.6. Reporting Period

The reporting period of the program is from July/2006 –June/2007 EFY



2. Part Two. Program management and capacity building

The program management and capacity building is one of the three major components defined on the POM. This component aims to support and build the capacity of WaSH agencies at federal, regional, and local government levels to plan, implement, and manage water supply and sanitation services under their jurisdiction. A total of about \$35.7 million is allocated for this component.

2.1. Program Coordination

The Program Guidance, Oversight and Coordination at all levels is important for the proper implementation of the program as the program is a coordinated effort of the Water, Education, Health and Finance Sectors both at Federal, Regional and Woreda level. In accordance with this, a *National WaSH Steering Committee (NWSC)* is established and is chaired by the minister of MoWIE. Members of the NWSC are state ministers of the three WaSH sector ministries, MoFED and Director for WRDF. The committee is providing guidance for the proper functioning of the M&E of the program, the establishment and functioning of WaSH structures at all levels. In view of this, the National WaSH Steering committee has reviewed and endorsed the 2007 OWN-P-CWA Consolidated Annual WaSH Plans and National Capacity Building Package.

At region level, all program supported regions have similarly established *Regional WaSH Steering Committees* and are providing guidance to regional WaSH sector bureaus. In most of the regions the Heads of Bureau of water are chairing the RWSC.

The National WaSH Coordination Office is based at MoWIE and is coordinating the four sector ministries. Accordingly, the office was engaged in the preparation and consolidation of Strategic and Annual Work Plans and reports, organizing Joint start up and review missions (December, 2014 joint start up mission and preparation for the July, 2015 progress review mission) in collaboration with development partners. In coordination with MoFED, the NWCO was also engaged in preparation of staffing package for Federal and Regional WaSH sectors. The office has also organized program launching and familiarization workshop inviting all program implementing structures and CWA development partners. Establishment of the RWCO regions differs from region to region. Most of the regional String Committees have delegated the water sector PMUs to take the responsibilities of the program coordination, on top of their regular duties and responsibilities while Tigray, DireDawa, Harrari and Somali regions have reported to assign a regional WaSH coordinator.

Administrative bodies at woreda level also play crucial role in the implementation of the program. Accordingly all regions have established *Woreda WaSH Teams*. All WWTs are aware of the program and have started implementation of the program.

With regards to program implementation support to Medium towns, the coordination and management arrangement is by WRDF and the programme is coordinated by the Project Monitoring and Evaluation Core Process of the Water Resources Development Fund Office. Table ... summarizes the summary of establishment and functionality of coordination structures at all levels.

Table 6 - Program coordination status at different level

1	At Federal level	Establishment of						Regularity of Meetings			
		NWCO		WaSH Technical Committee		WaSH Steering Committee		NWCO	Technical Committee	Steering Committee	
		Yes/No	Date	Yes/No	Date	Yes/No	Date	Yes/No	Yes/No	Yes/No	
		Yes		Y		Y		Y	N	N	
		Remark/Explanation						SC active than TC			
2	At Region level	Region Name	Establishment of						Regularity of Meetings		
			RWCO		WaSH Technical Committee		WaSH Steering Committee		RWCO	Technical Committee	Steering Committee
			Y/N	Date	Y/N	Date	Y/N	Date	Yes/No	Yes/No	Yes/No
		Afar	*		Y		Y			Y	Y
		Amhara	*		Y		Y			Y	Y
		B / Gumuz	*		Y		Y			N	N
		Dire Dawa	Y		Y		Y			Y	Y
		Gambella	*		Y		Y			Y	Y
		Harrari	Y		Y		Y			Y	Y
		Oromia	*		Y		Y			Y	Y
		SNNP	*		Y		Y			Y	Y
		Somali	Y		Y		Y			Y	Y
		Tigray	Y		Y	Sep,20 14	Y	In 2006		Y	Y
		*Water Bureaus are Delegated to carry out the RWCO task								Remark /Explanation	

3	At Woreda level	Total # of Woredas		# of Woredas with WWT		# of Woredas with WWC		# of Woreda with CFTs	# of Woredas with WaSH Cos	Remark/Explanation
		382		382		In process		–	26 -Tigray 3823- Amhara 501 –Oromiya Total- 4350	
4	At small Town Level	Total # of Towns		# of Towns with T WaSH Committee		# of Towns with Water Board		<ul style="list-style-type: none"> In all regions WWC and TWC recruitment are in bidding process 		
		124		12		69				
	At medium town level	20				14				

2.2. Strategic and annual planning

2008 Annul planning: One WaSH National Program Consolidated WaSH Account 2008 annual plan and budget was presented to MoFED to be proclaimed by each sector Ministries (MoWIE, MoH, and MoE). Accordingly, the 2008 budget is proclaimed by sector ministries for the first time which can be taken as a great achievement for the sector. The 2008 EFY budget ceiling is also prepared by NWCO. The ceiling was then communicated with all WaSH sectors' (Federal and Region). Accordingly all regions have completed preparation of their respective physical and financial plan and have sent the document to the NWCO for consolidation. The NWCO has organized eight days consolidation program at Adama by bringing a team of experts form MoWIE, MoE, MoH and MoFED and conducted the consolidation of regional physical and financial plan for 2008. Currently, at NWCO level rectification of the plan is being exercised and is expected to be finalized and officially approved by the steering committee before end of August 2015.



2.3. Staffing and logistics

2.3.1. Staffing

Staffing at Federal WaSH PMUs A staffing plan package of the program for Federal and regional WaSH implementing structures and Regional BoFEDs sectors is prepared by the NWCO and was approved by MoFED. In accordance with the approved staffing plan, the Federal Water Education and Health WaSH sector PMUs have deployed the critical positions. Out of the approved 37 positions for the Federal Water PMU, 34 staffs are so far deployed. For MoH and MoE, in addition to the assigned permanent focal person to coordinate the PMU, the PMUs have hired two staffs each out of their approved three.

Staffing at regional WaSH PMUs: - PMUs in all regions are also progressing well in deploying their required professionals. In most of the region's major key staffs at Regional Water Bureau (regional PMU coordinators, Procurement specialists, Rural and Urban Technical specialists, Contract Management Specialists, Financial specialists and M&E specialists) are onboard. 27 staffs were approved for Amhara, Oromia and SNNP regions. Accordingly, the regions have so far filled 78%, 74% and 52% of the required staffs respectively. With regards to Tigray, Afar, and Somali regions their approved staff number was 19 each and have succeed in filling on 95%, 63% and 95% respectively. For Harrar, Gambella, Benshangul Gumuz and Dire Dawa the approved staffs were 13 and the filled positions were 85%, 85%, 15% and 15% respectively. For the case of Gambella, the region has decided to assign its permanent staffs for the program implementation instead of hiring new contract staffs. Accordingly, currently 11 staffs are assigned.

With regards to Regional Health Bureaus, while Tigray, SNNP, Amhara, Afar, Harari, DD and Somali regions have made quite good progress in filling their approved staffing positions B/Gumuz, Gambella and Orimbia regions are on recruitment processes. For Regional Education Bureau Staffing is approved for four regions (Oromiya, Amhara, Tigray & SNNPR). So far SNNP region has deployed the required two specialists while the others are under recruitment process. All unfilled positions are expected to be filled before September, 2015. With regards to Regional Finance Bureau the two financial management specialists approved by MoFED are deployed in all the regions. ***Please see annex 3 for more detail on staffing.*** Despite the staffing package does not consider the WRDF staff requirement, in discussion with MoFED, the WRDF is in the process of recruiting five contract staffs for the program administration of the 20 medium towns.

2.3.2. Logistics

In all regions including federal WaSH sectors the Program Implementation and coordination units are functioning in a conducive working environment with respect to office, office equipment's and furniture. Major gaps in this regard are lack of field vehicles and Motor bicycles both at regional and zone level. This has constrained implementing regions in their proper and regular implementation support to the widely disbursed program woredas and small towns. To address this issue the PMU at the MoWIE is processing bulk procurement for both the vehicles and Motorbikes. Currently the procurement of Motorbike is under bid evaluation process. However, the procurement for vehicles has been rebid due to lack of responsive bidders and the rebid will be opened on August 4, 2014. To address this issue the PMU at the MoWIE is processing bulk procurement for the above mentioned items.



One WASH National Program – CWA 2007 Annual Report

Table 7- Man power at federal and regional level

A Man power (Federal level)												
#	Sector /Office	Required Position titles	Approved Staffing number	Available number of staffs *		Action plan (Month and date) for filling the staffing gap						
1	NWCO	5	5	2		September, 2015						
2	MoWIE	37	37	34		September, 2015						
3	MoH	3	3	2		August,2015						
4	MoE	3	3	2		September, 2015						

B Man power (Regional level)												
#			Afar Region	Amhara Region	B/Gumuz region	Dire Dawa region	Gambella region	Hararri Region	Oromia region	SNNP region	Somalia region	Tigray region
1	RWCO	Number of staff to be assigned	1	1	1	1	1	1	1	1	1	1
		Available number of staffs	-	-	-	1	-	1	-	-	1	1
		Action plan (Month and date) for filling the staffing gap	Nov, 2015	Nov, 2015	Nov, 2015	-	Nov, 2015	-	Nov, 2015	Nov, 2015	-	-
2	Regional Water PMU	Approved Staffing number	19	27	13	13	13	13	27	27	19	19
		Available number of staffs	12	21	2	2	- ¹	11	20	14	18	18
		Action plan (Month and date) for filling the staffing gap	Sep,2015	Sep,2015	Sep,2015	Sep,2015	-	Sep,2015	Sep,2015	Sep, 2015	Sep,2015	Sep, 2015
3	Regional Health PMU	Approved Staffing number	1	3	1	1	1	1	4	3	1	3
		Available number of staffs	1	3	-	1	-	1	-	3	1	3
		Action plan (Month and date) for filling the staffing gap	-	-	Sep,2015	-	Sep,2015	-	Sep,2015	-	-	-
4	Regional Education PMU	Approved Staffing number	-	2	-	-	-	-	3	2	-	1
		Available number of staffs	-	-	-	-	-	-	-	2	-	-
		Action plan (Month and date) for filling the staffing gap	-	Sep, 2015	-	-	-	-	Sep,2015	-	-	Sep, 2015
5	BoFED	Approved Staffing number	2	2	2	2	2	2	2	2	2	2
		Available number of staffs	2	2	2	2	2	2	2	2	2	2
		Action plan (Month and date) for filling the staffing gap	-	-	-	-	-	-	-	-	-	-

¹ Gambella water Bureau is managing the program by permanent staffs assigned to the program. About 11 professionals are available in the PMU



One WASH National Program – CWA 2007 Annual Report

2.4. Capacity building and program awareness

Capacity building is one of the major components of the Program which contributes for the sustainability of constructed and rehabilitated/expanded water supply schemes both in rural areas and urban centers. As this year was the launching year of the program, all Federal and regional WaSH sectors were engaged in organizing an intensive program awareness and familiarization workshops where considerable level of presentations were delivered during program launching workshop. Accordingly, it was managed to aware more than 2700 workshop participants in all regions and program Woredas and towns. Audience of the workshop were Regional WaSH steering and Technical committee members, Federal, Regional, Zonal and Woreda of WaSH implementing structures (Water, Education, Health and Finance), Town water boards and Mayors, Woreda WaSH teams etc. Maximum effort was made to enable the participants understand core issues of program objectives, roles and responsibilities of each partners, social and environmental safeguard issues, budget management, planning, monitoring and information exchange during the event. In addition, at woreda level 19,110 (11,464 male and 7,646 female) WaSHCO members were given program awareness and scheme management capacity building trainings.

With regards to technical trainings, in 2007 EFY the federal and regional PMUs have conducted trainings for Federal, regional, Zone and Woreda WaSH personnel's engaged in the Program. During the reporting period a total of more than 6800 WaSH staffs at federal and regional level have received different technical trainings (12 staffs attended abroad trainings while the remaining attended local trainings). The trainings given include Advance goods and equipment's procurement, Advanced Works and selection of Consultants, Advanced financial management for donor funded project, Comprehensive safeguards (Environmental and social) training, FM Consultative work shop (By MoFED), Contract administration, construction management, design of small and medium towns, small scale technology options, WaSH MIS, School Hygiene and sanitation, water quality management. In all regions and federal sector PMUs trainings were planned for financial management specialists on the Financial Management Manual. However, due to the delay in the preparation of Financial and Procurement Manuals (the source materials for the training) the training was not conducted.

To strengthen the implementation capacity of the WaSH sectors both at federal and regional level a comprehensive capacity building package is prepared and approved by the steering committee. The package focus on capacity building on Planning , implementation, monitoring , evaluation, reporting , Contract management & construction supervision , safeguards, Water Quality Monitoring and experience exchange for international lessons and experience through participating in international events , conferences and exposure visits. The package is now communicated to the Development partners for further comments and clearance.

However, with an unfortunate lag of deployment of WWCs, the tasks of capacity building both at program implementation and community level were pushed to the coming year. So far all regions are on the process of procurement. Expected completion of the procurement is scheduled for September, 2015.



One WASH National Program – CWA 2007 Annual Report

Table 8- Summary of trainings provided at Federal and Regional Level

#	For the reporting Quarter						
	Training Title	Duration of training	Audience of training	Attendance #		Remark (local/ abroad training)	
				Planned	Actual		
A	Summary of trainings provided at Federal PMUs, the NWCO and WRDF						
I	Federal NWCO PMUs						
1	Advance goods and equipment’s procurement	3 weeks	Federal and regional procurement specialists	5	5	Abroad	
2	Advanced Works and selection Consultants	3 weeks	Federal and regional procurement specialists	7	7	Abroad	
3	Advanced financial management for donor funded project	4 weeks	Federal and regional financial specialists	10	10	Abroad	
4	Comprehensive safeguards (Environmental and social) training	5 days	Federal and regional specialists	64	64	Local	
5	Program launching and awareness creation workshop	2	all regional and federal PMUs and development partners	100	100	Local	
6	FM Consultative W/S(By MoFED)	3 Days	OFAG,BoFED	39	35	Local	
	Sub total			220	216		
National level Total				220	216		
Program Awareness				100	100		
Trainings				120	116		
B	Summary of trainings provided at Regional PMUs						
#	Region	For the reporting Quarter				Remark	
		Training Title	Duration of training	Audience of training	Attendance #		
1	Amhara	Familiarize Program, orientation W/S	3 days (December, 2014)	All Zone Department Heads of water, health, education and finance offices participated in the workshop.	221	221	
		Small scale technology options, Design of small, medium and large towns, Contract Administration, Construction Management and Procurement	30 days (October, 2014)	Engineers (24 male and 1female)	25	25	
		Sub total			246	246	
2	Somali	Program awarness, familiarization and advocacy (BoW)		28 woredas and 8 towns (WWT and Town water boards)	112	112	
		Sub total			112	112	
3	Afar	-	-	-	-	-	
		Sub total			0	0	
4	Tigray	WIF, OWNP	2 days	PMU staff	3	2	
		OWNP planning document	2 days	PMU staff	2	2	
		WIF, OWNP	2 days	Higher institutions, zone & Woreda administrators	78	72	
		OWNP planning document	1 day	Regional WaSH Sector Bureaus, zone & Woreda administrators	46	48	
		One WaSH (health sector)	3 days	Simple orientatation	3	3	
		Sub total			132	127	
5	Dire Dawa	-	-	-	-	-	
		Sub total			0	0	
6	Harrar	Procurement	PMU	PMU	7	7	
		Sub total			7	7	
7	B/ Gumuz	-	-	-	-	-	
		Sub total			-	-	
8	Gambella	-	-	-	-	-	
		Sub total			0	0	
9	SNNP	Program awareness		Regional, Zonal and Woreda representatives	635	635	
		Sub total			635	635	
10	Oromia	Program awareness		Regional, Zonal and Woreda representatives	1012	1012	
		Sub total			1012	1012	
Region level Total				2,144	2,139		
Program awareness				2,112	2,107		
Trainings				32	32		



One WASH National Program – CWA 2007 Annual Report

C	Summary of trainings provided to Woredas and Towns	
I		Woreda level

	Region	Total # of Woredas	For the reporting Quarter				
			# of woredas provided with Trainings	Areas of trainings given	Audiences of the trainings	Attendance #	Remark
1	Amhara	89	89	Establishment of WaSHCO and awareness	WaSHCOs	19,115	(11,469 male 7,646 female)
			54	CLTSH, Sanitation & Hygiene, and ODF		4,283	(2884 male 1339 female)
		Sub total	89			23,398	
2	Somali	28	28	Sanitation and hygiene promotion, Age and grade adaptations of sanitation and hygiene, familiarization of WaSH, Planning, Establishments of school wash clubs, Monitoring and Data collection, OWNPN manuals (BoE)	Education officers, cluster supervisors & teachers, ABE facilitators, clusters, supervisors	232	
			28	Training on expenditure, World bank proclamations and procedures, procurement and budget (BoE)		60	
			28	School wash planning (BoE)	Parents, Teachers and students on S&H promotions in each woreda, supervisors and directors and cascading the role of school wash clubs and PTAS associations in promoting S&H in each woreda	222	
			28 woredas and 8 towns	Community led total sanitation and hygiene facilitation skills training (BoH)	Woreda health office experts	26	
			26 woredas	Introduction to sanitation marketing	Woreda health office experts	26	
			27 woredas	Infection prevention and patient safety training	Health center medical directors of the OWNPN participating Woredas	27	
		Sub total	28			593	
3	Afar	11	11	<ul style="list-style-type: none"> Program awareness & School WaSH Packages and indicators designing & construction manual for water supply and sanitary facilities in primary school data collection tools School triggering through School led total sanitation and Hygiene (SLTSH) and menstrual hygiene management and counseling center at school level 	Woreda Education office heads and WEO WaSH focal experts	47	
			5	On comprehensive basic hygiene & env.al health		50	
		Sub total	16			97	
4	Tigray	26	26	Experience of WaSH in the last program, WaSH implementation frame work (WIF) Familiarization , One WaSH National Program Plan document orientation, WaSH MOU (memorandum of understanding), One WaSH Strategic and annual plan Preparation, WaSH Environmental Impact assessment and safe guard policy, Sanitation & Hygiene, WaSH Financial procedures and procurement	WWT	173.00	
			26	WaSH Environmental & social management Frame work Training	Environmental & social safeguard experts	45.00	
			26	WaSH MIS M&E	Woreda IT experts	89.00	
			9	WaSH school sanitation and Hygiene	Woredas and school communities	1,271.00	



One WASH National Program – CWA 2007 Annual Report

	Region	Total # of Woredas	For the reporting Quarter				
			# of woredas provided with Trainings	Areas of trainings given	Audiences of the trainings	Attendance #	Remark
		Tigray Total	26			1,578	
6	Harrar	3	3	Water Scheme Admin and management, O&M , Procurement and Financial Administration	WaSHCO, WWT, Operators	90.00	
			3	Hygiene and sanitation	HEWs, Teachers, Woreda Health Experts	319.00	
			3	Program awareness	Community representatives, teachers & Woreda Leaders	180.00	
		Harrar Total	3			589	
9	SNNP	68	68	WaSH M&E MIS	Zone & Woreda Water Sector staffs and Woreda ICT Staff	248	
			65	Workshop/orientation about the planning and budge utilization		75	
			19	Hygiene and sanitation trainings (CLTSH, Safe HH water mgt, ODF, Community triggering and ignition, PHCU networks on satiation and hygiene promotion, PHCU networks on satiation and hygiene promotion, Conducting sanitary survey, Improved latrine utilization)		7813	
		SNNP Total	68			8136	
10	Oromiya						
Woreda level Total			214			34,391	
Awareness, Workshops, Hygiene and sanitation promotion						27,685	
Trainings						6,706	

II	Town level						
		Total # of Towns	For the reporting Quarter				
			# of Towns provided with Trainings	Areas of trainings given	Audiences of the trainings	Attendance #	Remark
1	Amhara						
2	Somali	8 towns	Water quality monitoring and surveillance training	Woreda health office experts	Water quality testing kit was procured and training on knowledge and skills for the use of the kit was given to the 25 health professional from the 8 program participating small and medium towns	25	
3	Afar	-	-	-	-	-	-
5	Dire Dawa	-	-	-	-	-	-
7	B/ Gumuz	-	-	-	-	-	-
8	Gambella	-	-	-	-	-	-
9	SNNP	-	-	-	-	-	-
10	Oromia	-	-	-	-	-	-
Town level Total						25	
Awareness and Workshops						-	
Trainings						25	
Grand Total					Awareness and Workshops	22,004	
					Trainings	6,879	
					Total number of people provided with Capacity building	28,883	



One WASH National Program – CWA 2007 Annual Report

3. Part Three. Component description, targets and detail status

To achieve its development objectives, the program finances three broad components, the Rural WaSH component, the Urban WaSH component and the Program Management and Capacity Building component. Each of the first two program components are further divided into different sub-components to address the Water supply, the sanitation and the hygiene perspectives at both household/community and institution level.

3.1. Rural WaSH

3.1.1. Component Description and expected targets

This component aims to improve access to safe water supply and sanitation services, and to promote improved hygiene practice in rural areas of selected woredas at both community and institution (health facility and schools) level. The community WaSH aspect of this component is further divided in to two sub components, the water supply service and the sanitation and hygiene promotion. The institutional WaSH component has also two major sub components; the schools WaSH and WaSH for Health Facilities. Under the R-WaSH component, the program targets to provide access to water supply and sanitation to a total population of about 3.8 million and 3 million respectively. This includes expected beneficiary numbers from a total of 10,360 institutional WaSH facilities (water supply and Latrines) that the program plans to construct and rehabilitate.

The total allocated budget for the rural WaSH component of the program is \$319.6 million, out of which 73.5% goes to rural community WaSH while the remaining 26.5% goes to rural institutional WaSH. In parallel with working on establishing proven system of community financing through the government financial system, Woreda Managed Project (including region managed projects) on behalf of the community are identified as alternative options for rural WaSH implementation.

The R-WaSH component will specifically support the creation of sustainable rural water supply, sanitation and hygiene through activities such as: (i) the construction and rehabilitation of community water supply schemes (ii) construction and rehabilitation of institutional water and sanitation facilities in schools and health facilities (iii) capacity building to strengthen and sustain the capacity of beneficiary woredas to effectively plan, implement and manage their R-WaSH; (iv) capacity building to strengthen and sustain the capacity of beneficiary communities to effectively operate their water supply and sanitation facilities; and (v) capacity building for respective water, health, and education regional bureaus and woreda offices to create a critical mass of well-trained and skilled facilitators to mobilize communities for behavior change and demand creation to sustain the impact of these changes.

The following table summarizes the component's expected outputs and estimated costs

Table 9- Summary of Rural Component output

No.	Component name	Total Est. cost (million USD)	Component Outputs
A	Rural Community WaSH	235.1	<ul style="list-style-type: none"> 17,915 new water supply schemes constructed and 6,312 facilities rehabilitated 687,950 new household sanitation facilities built through promotion carried out under the program.
B	Rural Institutional WaSH	84.5	<ul style="list-style-type: none"> 1,220 new and rehabilitated water supply facilities for health centers/posts 3,600 new and rehabilitated water supply facilities for schools 2,225 new and rehabilitated sanitation facilities for health centers/posts, gender segregated 3,335 new and rehabilitated sanitation facilities for schools (stance/student ratio -1:50), gender segregated

See detail of allocation of budget to the component (Program life and reporting year) in part Six Disbursement and utilization of fund.

3.1.2. Implementation progress

A. Rural Community WaSH

i. Rural Community Water Supply

In 2007 EC it was planned to i) complete 1514 study and design of Rural Water supply system and schemes , ii) construct about 8352 new rural water supply schemes and iii) rehabilitate 467 non-functional schemes. Accordingly, at the end of EFY 2007, it was managed to complete 1462 study and designs which against its plan shows a performance of about 96.5 %. Lion share of this performance goes to Tigray and Oromia regions contributing about 69% and 23% of the total performance, respectively. Amhara, Harari, Dire Dawa and Afar regions contribute the remaining 5%.

With regards to construction of new rural water supply schemes, at the end of the year a cumulative of 5478 schemes are completed. Of the total, 2061 are HDW, 1774 are spring on spots, 916 are shallow wells, 48 are deep boreholes, 533 are community rope pumps, 15 are RPSs and 131 are springs with distribution. Against the year plan the total performance is about 64.1%. In relation with rehabilitation of nonfunctional water supply schemes, out of the planned 467 for the year, 106 existing WS schemes have been rehabilitated (24 in Tigray, 53 in Gambella and 29 in Diredawa). In addition, 7 expansions from existing schemes (2 in Tigray, 3 in SNNP and 2 in Diredawa) were also completed.

In general, at the end of EFY 2007 a total of 5591 Water supply schemes are completed and 1044 schemes are under different stages of construction. The following graph demonstrates region specific WS scheme completion status for the year EFY 2007.

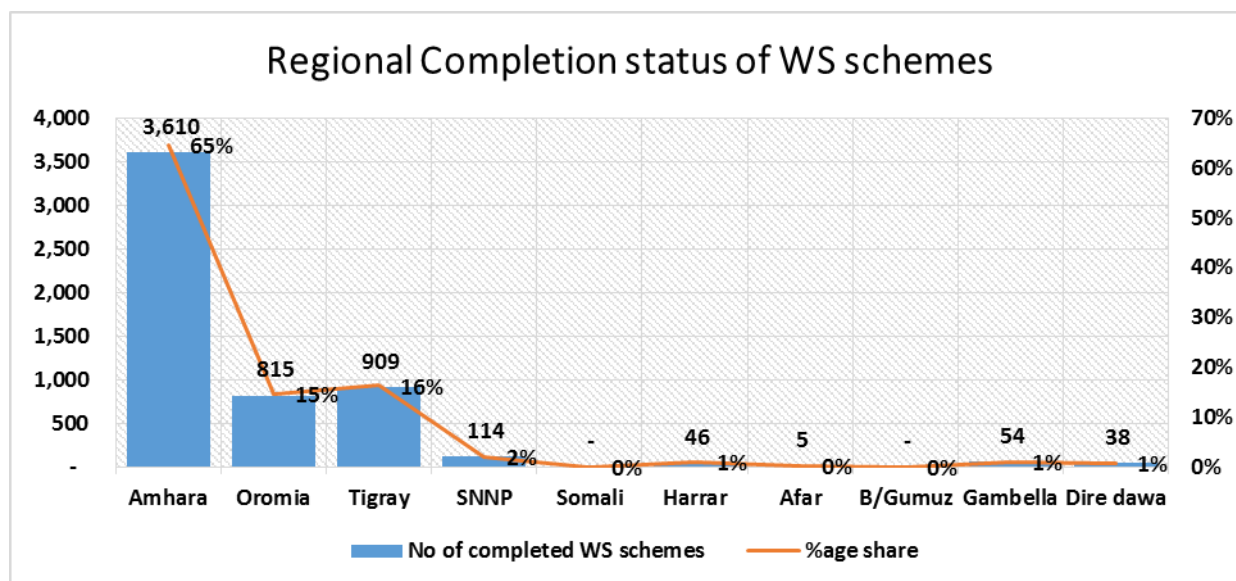


Fig 1- Completed water schemes by region.

From the completed schemes access to water supply is created to about 1.42 million people in the country. This, compared to the targeted 3.8 million people in the program life, shows a percentage progress of about 37% which indicates that the program is on track towards achieving its set forth results. The graph below illustrates the number of beneficiaries with respect to regions.

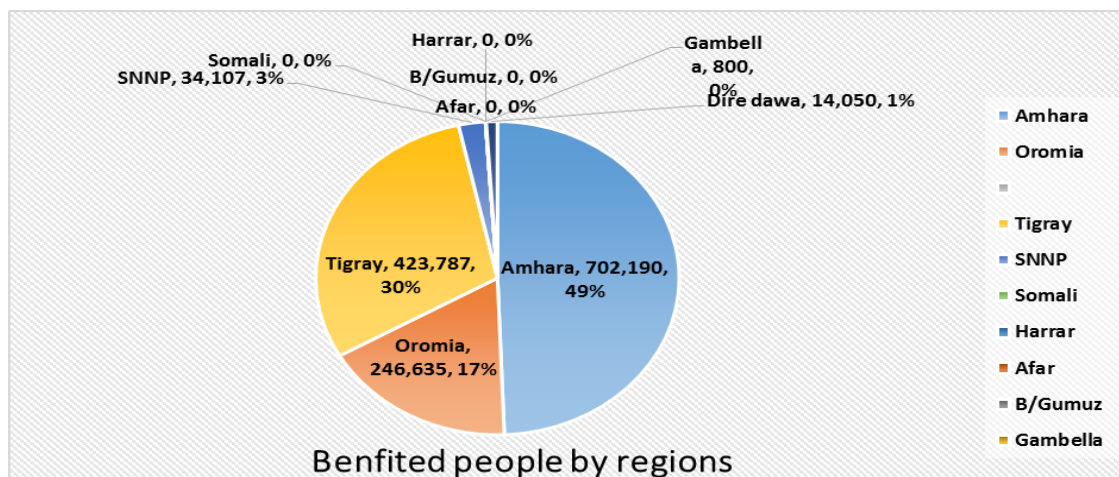


Fig 2- Benefited people by region

ii. Rural Community Sanitation and Hygiene

In 2007 EC it was planned to conduct community sanitation and hygiene trainings and awareness creations and enable the communities to i) construct 1.07 million new improved HH latrines, ii) upgrade 95,791 unimproved HH latrines to improved HH latrines and iii) construct 1.22 million hand washing facilities. In this regard, awareness creation campaigns at all levels were delivered and accordingly it was managed to construct 18,120 new improved HH latrines, upgrade 7277 un improved latrines and construct 34,267 hand washing facilities. Compared with the cumulative plan these performance are 2%, 8% and 3% respectively. Although the performance against the plan is low, quite a good achievement is observed in terms of beneficiaries. As a result of the completed activities, a total population of about 169,270 has benefited from getting access to improved sanitation facility. In addition 147,335 populations have also benefited from the completed hand washing facilities. All the achievements on rural community sanitation and hygiene are from Amara region.

B. Rural Institutional WaSH

- i. **School WaSH:** With respect to school water supply, for 2007 EFY, construction of 338 new water supply facilities and rehabilitation of 6 water supply facilities were planned to be implemented. Accordingly, at the end of the fiscal year, a total of 159 school water supply facilities are managed to pass the procurement process and enter in to contractual agreements. Out of these 16 are completed and the remaining 143 are found at different stages of construction. Regarding school sanitation facilities the plan for 2007 EFY was construction of 573 new improved latrines and upgrading of 7 unimproved latrines to improved latrines. In addition it was also planned to construct 37 new school hand washing facilities and to rehabilitate three existing HW facilities. Accordingly, at the end of EFY 2007, about 220 new improved school latrines, 4 school latrine rehabilitations and 13 new school hand washing facilities are under construction

- ii. **WaSH for Health Facilities:** Out of planned 140 new water supply facilities for health facilities 5 are completed while about 81 are under different stages of construction. Although it was not planned in EFY 2007 plan, Somali and Amhara regions have managed to complete rehabilitation of 16 and 2 health facility water supply facilities respectively. Construction of improved Health facility latrines and rehabilitation of existing for 253 Health facilities was planned. Accordingly, Amhara region has completed for about 88 health facilities and the other regions are under construction for about 169. With regards to construction of new waste disposal facilities (Incinerators, placenta pits), out of the planned 142, about 24 are managed to be completed and 38 are under different stages of construction. Construction and rehabilitation of 91 health facility hand washing facilities are also completed in EFY 2007.

In general, in 2007 EFY promising progress on community WSS is observed. Accordingly, for construction of new WS facilities it was able to progress about 30% of the total program life target. The figure below shows the 2007 achievements on R WaSH against the program life target on key component activities.



Fig. 3- Rural Wash 2007 progress

The following table illustrates and summarizes the physical activity progress of the Rural WaSH component of the program. It also shows the results obtained in terms of beneficiary number.



One WASH National Program – CWA 2007 Annual Report

Table 10 - Rural Physical activity progress

No	Activities	UoM	Planned # (current year)	Planned vs. actual completion status				# of Beneficiaries from the completed schemes		Remark
				Up to the reporting quarter						
							Cumulative planned #			
				100% completed	under construction			Planned	Actual	
					<50%	>51%				
A	Rural Water Supply									
1	Rural Community Water supply									
1.1	Study and design of Rural Water supply system and schemes	#	1,514	1,514	1,462	2	30	-	-	
1.2	Construction of new rural water supply schemes	#	8,541	8,541	5,478	454	496	2,028,019	1,405,261	
1.2.1	Construction of community Rope Pumps	#	1,410	1,410	533	-	37	78,660	37,310	
1.2.2	Construction and installation of Hand dug well with Pump	#	2,713	2,713	2,061	115	162	507,749	383,714	
1.2.3	Construction of Spring On Spot	#	2,745	2,745	1,774	278	229	766,556	487,836	
1.2.4	Construction and installation of Shallow Well with Pump	#	1,458	1,458	916	39	67	463,116	351,389	
1.2.5	Borehole drilling	#	107	107	48	11	-	86,138	79,512	
1.2.6	Rural Piping system from Borehole Source	#	54	54	-	-	-	40,000	-	
1.2.7	Rural Piping system from Spring Source	#	54	54	15	11	1	85,800	-	
1.2.8	Spring with distribution		-	-	131	-	-	-	65,500	
1.2.9	Others	#	-	-	-	-	-	-	-	
1.3	Expansion from Existing scheme		152	152	7	39	12	260,995	5,508	
1.4	Rehabilitation of nonfunctional scheme	#	467	467	106	20	23	25,000	10,800	
2	Rural Institutional Water supply									
2.1	School water supply									
2.1.1	Construction of new water supply facilities at primary and secondary schools	#	338	338	16	136	7	24	16	
2.1.2	Rehabilitation of water supply facilities at primary and secondary schools	#	6	6	-	2	-	-	-	
2.2	Health facility water supply									
2.2.1	Construction of new water supply facilities at health facilities	#	140	140	5	50	31	-	5	
2.2.2	Rehabilitation of water supply facilities at health facilities	#	-	-	18	-	-	-	18	
B	Rural Sanitation and Hygiene									
1	Household sanitation facilities									
1.1	Construction of new improved HH latrines	#	1,076,672	1,076,672	18,120	8,163	8,457	2,130,018	132,885	
1.2	Upgrading of unimproved HH latrine to improved HH latrine	#	95,791	95,791	7,277	23,075	-	-	36,385	
1.3	Construction of hand washing facilities	#	1,222,170	1,222,170	34,267	38,418	-	2,130,018	147,335	
2	Institutional Sanitation facilities									
2.1	School sanitation facilities									
2.1.1	Construction of new improved school latrines (Menstrual hygiene management rooms, separate latrines, school solid disposal)	#	573	573	-	192	28	-	-	
2.1.2	Rehabilitation and upgrading of unimproved school latrines to improved school latrines	#	7	7	-	4	-	-	-	



One WASH National Program – CWA 2007 Annual Report

No	Activities	UoM	Planned # (current year)	Planned vs. actual completion status				# of Beneficiaries from the completed schemes		Remark
				Up to the reporting quarter						
				Cumulative planned #	Cumulative status (#)					
					100% completed	under construction				
						<50%	>51%	Planned	Actual	
2.1.3	Construction of School hand washing facilities	#	37	37	-	13	-	-	-	
2.1.4	Rehabilitation of School hand washing facilities	#	3	3	-	-	-	-	-	
2.2	Health facility Sanitation facilities									
2.2.1	Construction of new improved Health facility latrines		158	158	20	96	52	-	20	
2.2.2	Construction of new waste disposal facilities (Incinerators, placenta pits)		142	142	24	10	28	-	24	
2.2.3	Rehabilitation and upgrading of unimproved HF latrines to improved HF latrines		95	95	68	-	21	-	68	
2.2.4	Construction of health facility hand washing facilities		118	118	89	-	-	-	89	
2.2.4	Rehabilitation of health facility hand washing facilities		89	89	2	-	-	-	2	



One WASH National Program – CWA 2007 Annual Report

3.2. Urban Water Supply, Sanitation and Hygiene (U-WaSH):

3.2.1. Component description and targets:

The Urban Water Supply, Sanitation and Hygiene component of the program aims to improve access to water supply and sanitation services in urban areas (small and medium towns), and to strengthen the capacity of WaSH officials to plan and manage these services in a sustainable manner. The total allocated budget for the urban WaSH component of the program is \$129.7 million. The total number of Towns supported by the program is 124 small towns and 20 medium towns. The program implementation management for the medium towns is undertaken by the WRDF. The component is further divided in to two sub components namely, the urban water supply services and the sanitation services including hygiene Promotion, construction of communal and public toilet facilities and improvement in liquid waste management services and sanitation facilities construction for institutions and low income communities.

The following activities are supported under this component.

- ✓ Rehabilitation and reconstruction of urban water production, treatment, and distribution systems;
- ✓ Preparation of a National Urban Sanitation Strategy, supporting studies on urban sanitation, and priority sanitation investments in beneficiary towns;
- ✓ Activities to strengthen the capacity of participating water boards/committees and operators to effectively manage their water supply and sanitation facilities; and
- ✓ Activities to support preparation of follow up interventions in urban areas (including sub sector technical, institutional and financial assessments, and feasibility studies in selected urban areas as well as look at potentials for public private partnership arrangements).

The following table summarizes the component's expected outputs and estimated costs

Table 11- Urban component output

No.	Component name	Total Est. cost (million USD)	Component Outputs
B	Urban	129.7	115 town water supplies improved 115 towns will have improved sanitation facilities in low income areas and public latrines and/or septage management system.

3.2.2. Urban Small Town WaSH Implementation Progress

Preparatory activities for the urban WaSH component of the program are started in all the 144 (124 small and 20 medium) towns. Majority of the towns have complete study and design documents that are currently under review and expected to proceed with the procurement process for works contracts. The establishment of Water Works Design Enterprises in all the regions has helped a lot in having feasibility and design reports ready on the shelf in each regional Bureau of Water.

During the end of the financial year a total of 86 small towns have completed study and design reviews. For small town water supply management, so far 15 water utilities, 37 water boards and 12 urban water committees are established (subject to data verification and correction in subsequent reports). See the following table for details.

Table 12- Small towns' administration status

No	Region	Total number of participating towns	# of towns who have established			Business plan	# of towns who have prepared	
			Water Utility	Water Board	Water Committee		Study and Design	
							Water supply system	Waste water Management system
1	Tigray	8	7	8	-		4	-
2	Afar	4						-
3	Amhara	41	-	29	12	-	41	-
4	Oromiya	36					33	-
5	Somali	8	8				8	-
6	B/ Gumuz	2						-
7	SNNPR	20						-
8	Gambella	4						-
9	Harari	-						-
10	DireDawa	-						-
Total		124	15	37	12	-	86	-

Construction of urban water supply schemes has also commenced in more than 87 small towns. Out of the planned 102 new water supply scheme construction, so far, drilling of 21 Bore holes (in Tigray) is completed. In addition, procurement process for construction of 34 water supply schemes is progressing in Amhara, Oromia, Tigray and Gambella regions and for 2 towns contract is signed. A total of about 30 urban water supply schemes are under different stage of construction where 3 of them are between 50-75% and 27 are below 50%. Rehabilitation of water facilities in 28 small towns' health facilities is also reported to be completed while construction for four new water facilities is under progress.

With regards to urban sanitation, 6 public latrines in Tigray region are constructed and 12 communal latrines are under construction. In addition about 9 health facility latrines are also under different stages of construction.

Table 13- Small Town WaSH Implementation Progress

No	Activities	U o M	Planned # (Program life)	Planned vs. actual completion status							# of Benefici aries from the complete d schemes	Additio nal volume of water produc ed	Remark
				Cumula tive planned #	Up to the reporting quarter (#)								
					100% compl eted	Procurement		Under construction					
						Under Procurement Process	Cont ract sign ed	<50%	51- 75%	>75%			
1	Urban Water Supply and sanitation												
1.1	Urban Community Water Supply and sanitation												
1.1.1	Urban Community Water Supply												
1.1.1.1	Construction of new water supply schemes	#		102	21	34	2	27	3	-	-	-	
1.1.1.2	Rehabilitation and expansion of existing water supply scheme	#		7	-	8	-	3	-	-	-	-	
1.1.1.3	Construction of Office Building	#		4	-	-	-	6	2	-	-	-	
1.1.2	Urban Community Sanitation												
1.1.2.1	Construction of new Public Latrines in public and market places	#		8	6	-	-	2	-	-	-	-	
1.1.2.2	Construction of communal latrines for LIAs	#		12	-	-	-	-	12	-	-	-	
1.1.2.3	Construction and installation of latrine sludge /septage treatment plant	#		-	-	-	-	-	-	-	-	-	
1.2	Urban Institutional (Health facility) Water Supply and sanitation												
1.2.1	Health facility water supply												

No	Activities	U o M	Planned # (Program life)	Planned vs. actual completion status							# of Benefici aries from the complete d schemes	Additio nal volume of water produc ed	Remark
				Cumula tive planned #	Up to the reporting quarter (#)								
					100% compl eted	Procurement		Under construction					
						Under Procurement Process	Cont ract sign ed	<50%	51- 75%	>75%			
1.2.1.1	Construction of new water supply facilities at health facilities	#		4	-	-	-	-	4	-	-	-	
1.2.1.2	Rehabilitation of water supply facilities at health facilities	#		28	28	-	-	-	-	-	28	-	
1.2.2	Health facility sanitation facility												
1.2.2.1	Construction of new improved Health facility latrines	#		9	-	-	-	-	8	1	-	-	
1.2.2.2	Rehabilitation and upgrading of unimproved Health facility latrines to improved health facility latrines	#		-	-	-	-	-	-	-	-	-	
1.2.2.3	Construction of health facility hand washing facilities	#		-	-	-	-	-	-	-	-	-	
1.2.2.4	Rehabilitation of health facility hand washing facilities	#		-	-	-	-	-	-	-	-	-	

3.2.3. Urban Medium Towns General Implementation Status

The procurement plan of twelve medium town schemes (10 in Oromiya, Abid Adi in Tigray and Gambela town) have been reviewed and cleared by the WB paving the way for the next phase of procurement activities. In general out of the 20 medium towns managed by the WRDF, 5 towns are under study and design, 6 towns are under appraisal, 5 towns are under different stage of procurement and one town is under construction.

Similarly the recruitment and deployment of Town WaSH Consultant (TWC) teams is at different stage in different regions. It is expected that all this preparatory activities will be finalized in the next three months and by September 2015 most of the urban WaSH activities will advance to works contracts. The following table shows the status for each of the medium towns.

Table 14- Medium Towns General Implementation Status

#	List of medium towns	General Implementation Status			
		Under study and design	Under Appraisal	Under Procurement	Under construction
1	Abiyadi				X
2	Bambisi		X		
3	Bedeno		X		
4	Boditi			X	
5	Chencha	X			
6	Dilla			X	
7	Fincha			X	
8	Gambella	X			
9	Gobessa			X	
10	Hasasa		X		
11	Legetafo	X			
12	Robe			X	
13	Sawla		X		



One WASH National Program – CWA 2007 Annual Report

#	List of medium towns	General Implementation Status			
		Under study and design	Under Appraisal	Under Procurement	Under construction
14	Sekota		x		
15	Sendafa		x		
16	Sire	x			
17	Tercha	x			
18	Werabie	x			
19	Wolliso		x		
20	Yabelo			x	

4. Part Four. Works, goods and service procurements and contract management

4.1 Implementation status of Procurements

Procurement Plan Revision: All regions have completed and submitted the procurement plan for 2008 EFY on time. The PP was discussed and endorsed by the regional WaSH Steering Committee. Currently compilation and review of the submitted PPRs is being exercised at MoWIE.

Staffing: At federal MoWIE six procurement specialists have been deployed and recruitment for one contract management specialist is under way. For filling the required approved procurement specialists and contract management specialists, all regions are at different stage of recruitment processes. While, Amhara, Somalia and Afar regions have deployed all the required positions, Gambella, Harrar and Dire Dawa regions have not recruited the approved specialists. For the case of Gambella region, the region has assigned the required experts from its permanent staffs. 75% of the required staffs are filled for Tigray region and about 33% are filled for Oromia region. For B/Gumuz and SNNP regions about 50 % of the approved procurement and contract management staffs are filled. All regions are expected to fill their required positions before end of September, 2015. The following figure explains the overall staffing condition at federal and regional levels.

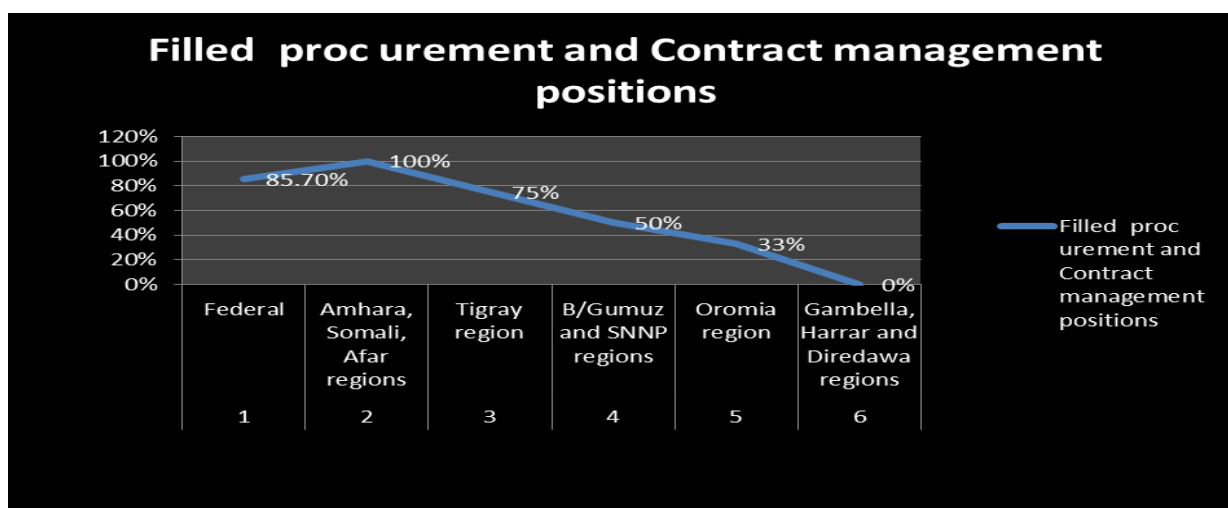


Fig. 4- Available procurement and contract management staffs

a. Procurement of Works

Based on the submitted reports of regions, different works procurements for construction of 4351 community and institution water supply schemes were processed in 2007 EFY. The types of procurements include procurement of construction of DWs, SWs, RPSs, HDWs, SPDs and Small and medium town water supplies. Accordingly, it was managed to complete the procurement process and sign contracts for about 92%.

With regards to sanitation facilities, procurement for construction of community latrines, health facility latrines, public latrines and sanitation facilities at Health facilities and schools were handled and accordingly about 80% of the procurements were completed.

b. Procurement of Goods

All regions have managed to procure the required office furniture's and equipment's. Procurement of Electro mechanical equipment's (dewatering pumps, generators and hand pumps), procurement of laboratory equipment's and water quality test kits, procurement of different O&M tools and materials, procurement of pipe and fittings, surface centrifugal Pump, Submersible Pump etc... were also progressing in EFY 2007.

The other major procurement that was planned in 2007 FY was the procurement of vehicles (55 pickup and 2 station wagons) and 1530 motor bicycles which was managed by the MoWIR. The procurement was noticeably delayed due to different reasons such as lack of responsive bidders. For the vehicles the procurement was rebid and was floated for the second time. The bid was opened on August 04, 2015 and is now under technical evaluation. The motor bicycles procurement has reached the stage of financial evaluation.

c. Procurement of Consultancy

The selection and employment of Woreda WaSH Consultants (WWC) and Town WaSH Consultants (TWC), to provide support to the Woredas and towns was one of the major procurement planned under the consultancy category. However, the procurement is not going according to the planned schedule. All the regions are at different stages of procurement and are expected to finalize before end of September. The delay was mainly due to lengthy no objection and clearance process from the MoWIE side and due to limited regional capacity in submission of quality documents. This delay has also caused lower implementation progress in most of the regions.

Table 15 - Summary of Implementation status of Procurements

No	Category of procurement		Type of Procurements	Total No	Procurement status			
					Completed		Under process	
					No	Name of regions	No	Name of regions
1	Works	Community and Institution Water supply	Procurement for construction of DW	175	70	Tigray and Oromia	105	Oromia, SNNP, Tigray and Afar
2			Procurement for construction of SW	807	586	Amhara, Oromia and Tigray	221	Amhara, Oromia and Tigray
3			Procurement for construction of RPS	50	31	Oromia and Amhara	19	Tigray and Afar
4			Procurement for construction of small and medium town water supply	21	7	Tigray and Amhara	14	Amhara
5			Procurement for construction of HDWs	1870	1870	Amhara		
6			Procurement for construction of SPDs	1428	1428	Amhara		
7		Sanitation	Procurement for construction of Community Latrine	8			8	Somali
8			Procurement for construction of Health facility Latrine	12			12	Somali
9			Procurement for construction public latrine	34	34	Tigray		
10			Procurement for sanitation facilities at Health facilities	28	28	Somali		
11			Procurement for sanitation facilities at schools	18	28	Somali		
12	Goods		Procurement of Electro mechanical equipment's (dewatering pumps, generators and hand pumps)	11	6	Oromia, SNNP and Tigray	5	Oromia, SNNP and Afar
13			Procurement of laboratory equipment's and water quality test kits	3	3	Oromia and Somali		
14			Procurement of different O&M tools and materials	7	2	Oromia and Somali	5	Oromia, SNNP and Afar
15			Procurement of Office furniture & office equipment's	27	20	Amhara, Oromia, SNNP, Tigray and Somali	7	Amhara, Oromia, Tigray and Afar
16			Procurement of Pipe and Fittings , Surface Centrifugal Pump, Submersible Pump , office Equipment , etc...	1	1	Harrari		



One WASH National Program – CWA 2007 Annual Report

No	Category of procurement	Type of Procurements	Total No	Procurement status			
				Completed		Under process	
				No	Name of regions	No	Name of regions
15		Procurement of 4 different packages of supply and installation of Riser Pipes and water tankers and installation of EME for on spot water supply in 4 kebeles	1			1	Afar
16		Procurement of Bajaj and motor cycle for regional staff	2	2	Somali		
17	Consultancy	Procurement of consultancy for WWC	10			10	All regions
18		Procurement of consultancy for TWC	10			10	All regions
19		Recruitment of contract staffs	33	26	Amhara, Oromia, SNNP, Tigray and Afar	7	Amhara, Oromia and Afar

4.2 Implementation status of W,G and S Contract

During the reporting period, regions were requested to submit their contract register reports and accordingly some of the regions have submitted their reports while most of the regions are under preparation. The procurement team at MoWIE is supporting the regions in their preparation process. All regions are expected to submit their contract register reports before mid of September and the compilation is expected to be completed before end of September. Accordingly, updated report on contract register will be submitted in the next reporting period. However, based on the submitted annual 2007 regional report, although it is not complete, it was managed to summarize the contract management section. Annex seven shows the detail.



One WASH National Program – CWA 2007 Annual Report

5. Part Five. Monitoring and Evaluation

5.1 Staffing:

All program implementing and coordination structures at federal level have deployed the approved Monitoring and evaluation specialists. Accordingly, four M&E specialists are found at federal WaSH sector Ministries. While MoH and MoE have deployed one specialist for each of them, MOWIE has assigned two M&E specialists. The approved one M&E specialist for the NWCO is currently under recruitment process.

With regards to regions, MoFED has approved one M&E specialists for each of the regional Water PMUs. Six of the ten regional Water PMUs, Amhara, SNNP, Oromia, Tigray, Afar and Somali regions, have deployed the required specialist while the remaining three regions (B/ Gumuz, Dire Dawa, Harari) have not yet assigned/recruited. Gambella region has filled the gap by assigning from its permanent staffs. With regards to the regional Health sectors, out of the four regions required to hire M&E specialist Tigray SNNP and Amhara regions have assigned M&E specialist. Oromia region is on process for filling the position at both regional Health and Education sectors.

5.2 Regular program progress reporting:

Every Quarter, the RWCO is expected to compile and prepare a CWA program performance reports (financial and physical) and submit to the NWCO. In addition, sector specific reports are also required to be produced by MoWIE, MoE, MoH, MoFED at federal level based on reports submitted from their respective regional bureaus and are also expected to be submitted to the NWCO on regular bases.

However, the absence of a clear reporting guideline and format has hindered all regions and the NWCO to produce regular quarterly progress reports. As a result, to guide the requirement of the POM and for consistence and clear reporting of the program, the NWCO in close communication with the development partners has developed a program implementation progress reporting guideline and format. The guideline illustrates on the reporting flow, schedule and formats for ensuring a regular, complete and reliable program progress reporting.

The prepared reporting guideline and format was distributed by the NWCO to all respective Ministries and regions requesting the preparation of the 2007 OWNPP-CWA progress report. Accordingly, the reports were submitted to the NWCO, but with different level of completeness. During the course of EFY 2007 report preparation, the limited ownership and follow-up of all sector ministries at federal level have contributed a lot for the delay and incompleteness of received reports. As a result, the NWCO was forced to receive incomplete and delayed reports directly from the regions. This has caused additional burden to the NWCO in the compilation and refinement of the submitted documents. However, at the end, it was managed to produce a zero draft report to start the second July, 2015 joint implementation and support mission. To address the issues and challenges faced in the area of reporting, the NWCO in coordination with the development partners is currently planning to organize training on proper program progress reporting towards the end of September, 2015. The training will be organized to Federal and Regional WaSH sector implementers and will give attention to M&E specialists, regional WaSH coordinators and reporting focal persons.

5.3 Program Baseline data:

Collection of baseline data on selected WaSH indicators is necessary for measuring the program impacts at the end of the program. In this regard, in coordination with the CWA development partners a baseline data collection format was prepared by the NWCO and distributed to all regions. The baseline indicators address population,



One WASH National Program – CWA 2007 Annual Report

water supply and Sanitation access rates, number of Kebeles who declared ODF, number of schools and health facilities without water supply and without latrine and scheme non-functionality rates. Based on the format all regions have collected the required baseline information and have submitted to the NWCO. *(Please see Annex 5 to see the detail baseline data)*

5.4 Results Framework and Monitoring

Based on the Program Operational Manual and the recently developed reporting guideline a total of 23 result indicators are defined. Out of this 10 are PDO level indicators and the remaining 13 are intermediate indicators. The following table illustrates the summary of results obtained in 2007 EFY in accordance with the defined indicators.



One WASH National Program – CWA 2007 Annual Report

Table 16- Summary of Result frame work

PDO Statement:- The development objective of the program is to “increase access to improved water supply and sanitation services for residents in participating woredas, towns, and communities in Ethiopia”.

#	Indicator Name	Core	UoM	Baseline	End Target cumulative Yr 1-5	2014/15 target	Achievement on end of 2014/15	Remark
A	Project Development Objective Indicators							
1	Number of people in rural areas provided with access to Improved Water Sources under the program	x	Number	-	3,800,000	190,000	1,421,569	Rural Water Supply beneficiary number calculated based on the submitted 2007 EFY regional reports of completed rural water supply schemes (533 community Rope Pumps, 2061 Hand dug well with Pump, 1774 Spring On Spot and 916 Shallow wells) in Amhara, Oromia, Tigray, SNNP and Harrar regions. In addition, 131 springs with distribution from Amhara region is considered. Since the distribution for completed boreholes is not yet completed the 48 boreholes drilled in Oromia and Tigray are not considered.
2	Number of people in urban areas provided with access to Improved Water Sources under the Program	x	Number	-	2,160,000	-	-	21 deep boreholes in Tigray region are completed. However, the distribution system is not yet completed.
3	People provided with access to “improved sanitation facilities”- rural	x	Number	-	3,000,000	150,000	169,270	Beneficiary number for improved sanitation facilities”- in rural areas calculated based on the submitted reports from regions and the NWCO's 2007 EFY annual report (132,885 beneficiaries from new improved HH latrine and 36385 beneficiaries from upgrading of unimproved latrine to improved latrine in Amhara region)
4	Number of schools provided with access to “improved water facilities”-		Number	-	3,600	-	16	Calculated based on the submitted reports from regions and the NWCO's 2007 EFY annual report (16 new school water supply facility from Tigray)
5	Number of schools provided with access to “improved sanitation facilities”-		Number	-	3,335	-	-	
6	Number of health facilities provided with access to “improved water facilities”-		Number	-	1,220	-	51	Calculated based on the submitted reports from regions and the NWCO's 2007 EFY annual report (18 school water supply facility rehabilitation from Somali and Amhara and 5 new school water supply facility from Amhara regions in Rural areas and 28 rehabilitations in Somali in Urban areas)
7	Number of health facilities provided with access to “improved sanitation facilities”-		Number	-	2,225	-	112	Calculated based on the submitted reports from regions and the NWCO's 2007 EFY annual report 62 new (20 health facility latrines and 24 health facility waste disposal facilities; (Incinerators, placenta pits) and 68 rehabilitated from Amhara region
8	Number of HH that use latrine for defecation purpose properly		Number	-		-	927,018	Calculated based on the submitted reports from Amhara region
9	People provided with access to	x	Number	-			15,000	Calculated based on the submitted reports from Tigray region which shows



One WASH National Program – CWA 2007 Annual Report

#	Indicator Name	Core	UoM	Baseline	End Target cumulative Yr 1-5	2014/15 target	Achievement on end of 2014/15	Remark
	“improved sanitation facilities”- Urban				150,000	7,500		completion of 6 public latrines. Average service standard for one public latrine is assumed at 2500 people. The standard is also taken from the region
10	Direct project beneficiaries (number), of which female (percentage)	x	Number	-	5,960,000	190,000	1,421,569	Calculated from the sum of DOI 1 beneficiaries and DOI 2 beneficiaries
			% female	-	50%	50%	0	
B Intermediate Results Indicators								
Component 1: Rural Water Supply, Sanitation and Hygiene								
1	Improved community water points constructed or rehabilitated under the program		Number	-	24,200	1,210	5,612	Calculated based on the submitted regional reports of completed rural water supply schemes 5591 schemes under rural WaSH (533 community Rope Pumps, 2061 Hand dug well with Pump, 1774 Spring On Spot and 916 Shallow wells, 131 spring with distribution, 15 RPS from spring source, 48 boreholes, 7 expansions and 106 rehabilitations) in Amhara, Oromia, Tigray, SNNP, Gambella, Dire Dawa, Harari and Afar regions) and 21 deep wells in Urban small towns from Tigray region.
2	Improved water supply schemes that are not functional in the program woredas		Percentage	25%	10%	22%		During the reporting period, due to lack of available information on the number of nonfunctional schemes, it was not able to update this indicator. This indicator will be updated in the subsequent reports.
			Number	-		-		
3	Woredas with prepared and approved RWSS programs and established WWTs.		Percentage	50%	70%	53%	100%	Calculated based on the 2007 annual regional reports. All regions have established WWTs in all the program woredas (89 in Amhara, 140 in Oromia, 26 in Tigray, 68 in SNNP, 28 in Somali, 11 in Afar, 6 in Gambella, 7 in B/Gumuz, 4 in Dire Dawa and 3 in Harari)
4	People trained to improve hygiene behavior/sanitation practices under the project. (male/female)		Number	-	2,100,000	105,000	14,341	Calculated based on the submitted reports from regional 2007 EFY annual report. (4283 from Amhara, 1296 from Tigray, 7831 from SNNP, 533 from Somali, 319 from Harari, 97 from Afar)
5	Kebeles declared and verified ODF in the program woredas		Percentage	17%	80%	20%	-	
6	Improved latrines constructed under the project		Number	-	627,000	31,350	25,397	Calculated based on the submitted reports from regional 2007 EFY annual report (18120 new improved HH latrines and 7277 upgraded unimproved HH latrines to improved HH latrines in Amhara region)
7	Institutional WaSH facilities constructed/ rehabilitated in Schools and health facilities under the project		Number	-	10,380	518	242	Calculated based on the submitted regional 2007 EFY annual reports (16 new school water supply facility from Tigray, 18 school water supply facility rehabilitation from Somali and Amhara and 5 new school water supply facility from Amhara regions and 20 new health facility latrines and 24 health facility waste disposal facilities; (Incinerators, placenta pits) in Amhara 68 health facility rehabilitation and 91 sanitation facility hand washing facilities in Amhara region)
Component II Urban Water Supply, Sanitation and Hygiene								
1	Water utilities that the program is supporting		Number	-	144	35	15	It was only Tigray and Somali regions that submitted their reports regarding this indicator. Accordingly the update is only for these two regions. Update on remaining regions will be provided on subsequent reports



One WASH National Program – CWA 2007 Annual Report

#	Indicator Name	Core	UoM	Baseline	End Target cumulative Yr 1-5	2014/15 target	Achievement on end of 2014/15	Remark
2	Additional Volume water produced from improved source under the project		M ³ /day	-	495,000	-	10,032	It was only Amhara region that submitted its reports regarding this indicator Accordingly the update is only for this region. Update on remaining regions will be provided on subsequent reports.
3	Participating towns that have established water boards and have business plans		Number	-	144	35	-	Amhara and Tigray regions have reported to establish 29 and 8 water boards respectively. However none of the water boards have prepared business plan
4	Public and Communal Latrines rehabilitated /constructed under the project		Number	-	450	135	6	Taken from Tigray region report.
Component III Project Management Monitoring and Evaluation								
1	Trained PMU staff at WaSH sector Ministries and their respective regions and program woredas (male/female)		Number	-	480	144	474	Calculated based on the submitted reports from region and the NWCO's 2007 EFY annual report (25 Amhara region, 134 Tigray region, 60 Somali region, 248 SNNP region, and MoWIE 116)
2	Trained WWT, WaSHCO/ Water Board members (male/female)		Number	-	7835	390	21,650	Calculated based on the submitted reports from region and the NWCO's 2007 EFY annual report (19,336 Amhara region, 300 Tigray region, 112 Somali region, 710SNNP region, 1012 Oromia region and 180 Harari region)



6. Part Six. Environmental and Social Safeguard Compliance

Staffing: At the federal level, MoWIE employed two environmental experts for the PMU under the Water Supply and Sanitation Directorate, with full responsibility to implement ESMF of the program. At the regional level: Oromia, Tigray, Afar, Somali, Gambella and SNNPR Water Bureaus have assigned one environmental expert each to ensure compliance with environmental safeguards. Regarding recruitment of social safeguard specialists, based on the MoFED staffing plan, regions like Somali, Afar and Tigray have deployed sociologists while SNNPR, Oromiya Amhara and Dire Dawa are at different stage of recruitment process.

Capacity building: Training on E&S safeguard was provided to Regional Water Bureau experts, including Regional Land Administration and Environmental Protection Bureau experts. Subsequently, Tigray and Oromia Regions have cascaded the training to their respective WaSH Woredas and Towns. The ESMF was communicated to all regions. To further improve the awareness of regions in this regard, towards the end of September, 2015 MoWIE in collaboration with the development partners is planning to organize a training program.

Environmental and social safeguard implementation: The understanding and attention given to the E&S safeguard element of the program has increased compared with the previous project (WSSP). All program regions and participating Woredas are showing good progress towards incorporating the E&S issues during program implementation. Amhara, Oromia and Tigray Regions are on the process of conducting Environmental and Social Screening (ESS) for their respective subprojects. However, because most of the remaining regions are under recruitment process for hiring environmental and social experts, significant progress in this regard is not observed,

7. Part Seven. Disbursement and utilization of fund

Out of the total 8.45 billion birr program life budget, for 2007 EFY the National WaSH Steering Committee approved about 2.3 billion birr for the implementation of OWNPP CWA planned activities. Until the end of the fiscal year the development partners have transferred a total of about 1.2 billion birr. In addition to the donors transfer, there were community contributions of about 55.6 million from three regions (Oromia, Gambella and Harrari regions). Including the exchange rate gain of 12.5 million birr a total of 1.27 billion birr was made available for implementation of the program which is about 55.2% against the 2007 plan.

Prior to commencement of 2007 planned activities, on 13/06/006 PPA fund of about 114 million birr was transferred to regions and on December and January 2007 EC a total of 769 million 1st and 2nd disbursement of fund to program implementing bodies was made. The third disbursement with a total of 231 million birr was made towards the end of the fiscal year for three regions (Amhara, Tigray and Somali regions). Accordingly, including the PPA fund MoFED has transferred a total of about 1.14 billion birr to implementing bodies which compared to the donor's transfer is about 95%. ***At the end of the fiscal year about 42% of the transferred amount which is about 463 million birr is reported to be utilized.*** The following figure summarizes the overall utilization in terms of the funds planned and made available.

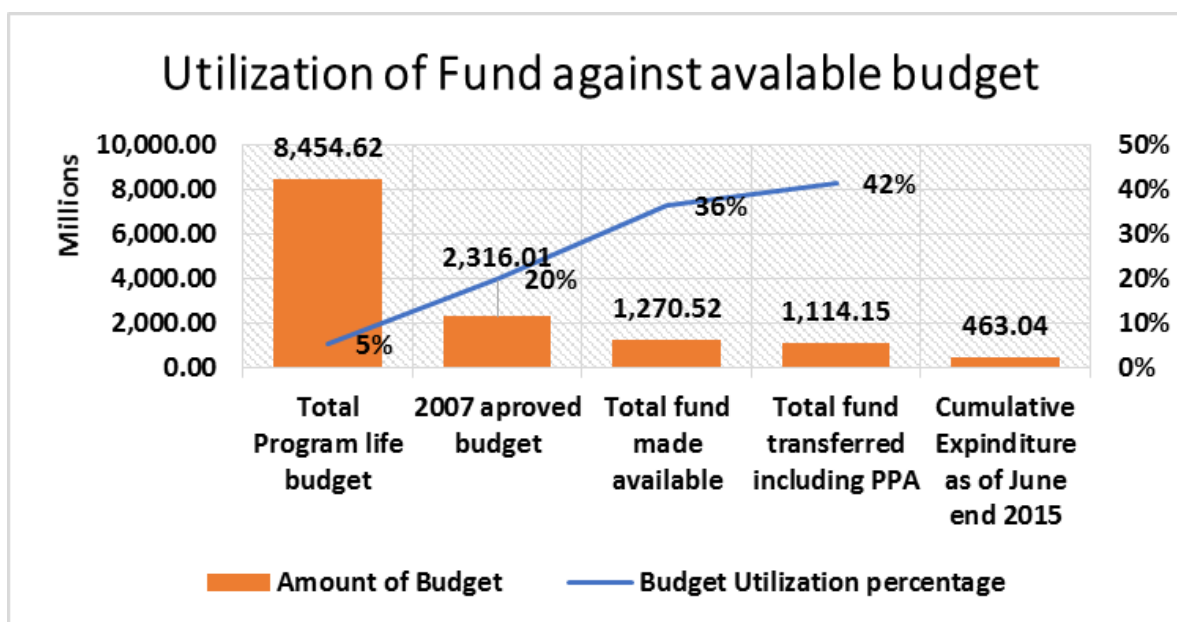


Fig 5. Utilization of fund against planned and transferred budget

In terms of program components the lion share of the budget utilization goes to the Rural WaSH component which accounts for about 79%. The remaining Urban WaSH and Program management components account for about 3% and 18% respectively as illustrated in the following pie chart.

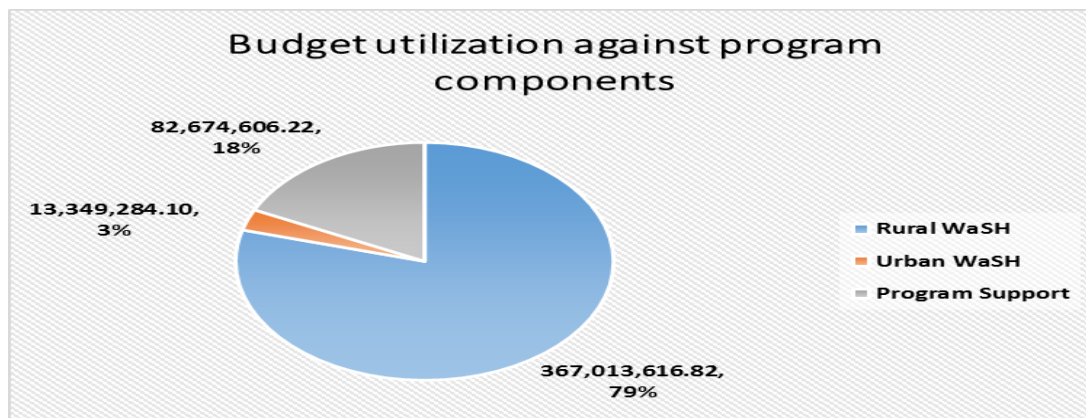


Fig 6. Budget utilization against program components

Relatively, when compared with the transferred budget to regions, better fund utilization was seen in Tigray, Amhara, Somali and Harrari regions. Exceptionally, the first three regions have made quite a good progress in utilization of their 1st and 2nd transferred budget and have also received the 3rd quarter disbursements. However, the utilization performance for the remaining regions is below 26% compared with the first two rounds of transfers.

One of the major reason for the low utilization performance was the late fund disbursement at all levels, which was made around January and February 2015. In addition to this, the delay in WWC and TWC procurements have also contributed much for the low budget utilization. For instance in SNNP, Benshangul, and Afar regions, utilization of budge by the water PMUs is limited as they are waiting WWCs and TWCs to be deployed before commencing physical activities. The following table shows regional level budget utilization performance against the transferred amount.

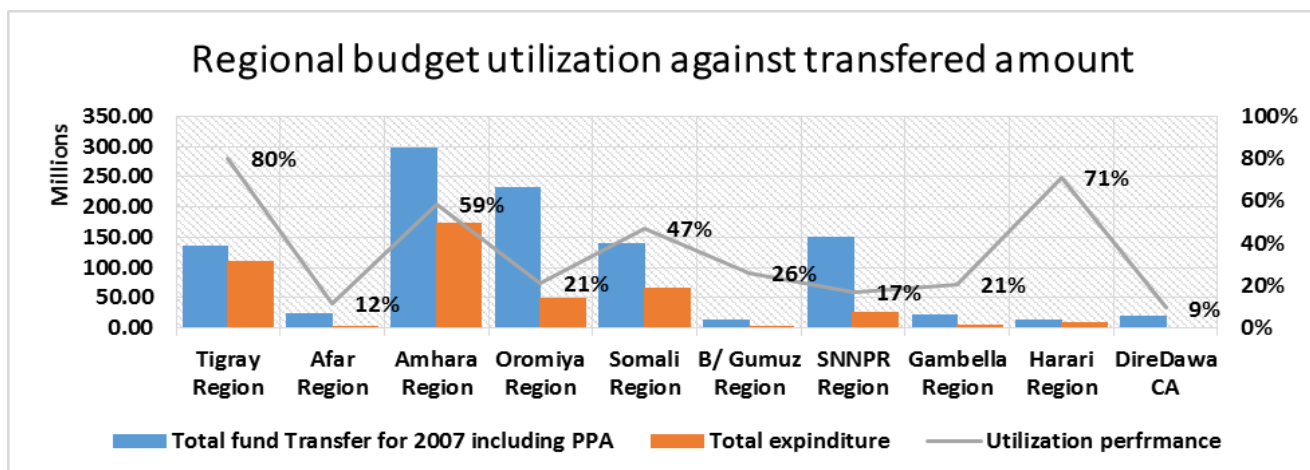


Fig 7. Regional budget utilization against transferred budget

With regards to Federal WaSH implementing bodies, out of the total 63.6 million birr transferred budget to the four WaSH sector ministries and WRDF a total of 14.9 million birr has been utilized. Compared with the transferred amount the performance is about 23.4%. The delay in bulk procurement of Vehicles and Motor

Bicycles managed under MoWIE has contributed a lot for the low utilization performance. See the following figure.

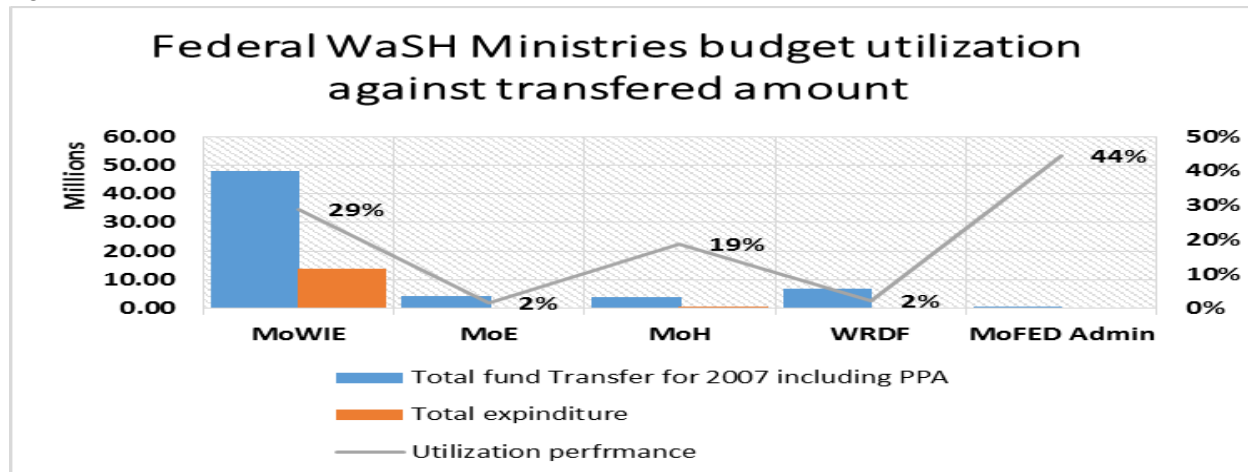


Fig 8 Federal WaSH implementing bodies fund utilization

The following tables summarize the matching fund status of medium towns and the overall financial condition of the program.

Table17 Matching fund status for Medium towns

Table 17: Matching fund status for Medium towns						
No	List of medium towns	Source of financing				Utilized amount
		CWA	Matching fund			
			Committed amount	Transferred amount	Remaining amount	
A.	WRDF Loan for construction					
1	Abiadi	15,687,213	6,722,787	-	6,722,787	
2	Boditi	58,640,000	19,560,000	-	19,560,000	
3	Dilla	78,671,986	78,671,986	-	78,671,986	
4	Finchaa	26,696,713	26,696,713	-	26,696,713	
5	Gobessa	28,553,469	7,138,367	-	7,138,367	
6	Robe	143,059,798	61,077,341	-	61,077,341	
7	Yabello	35,800,00	8,940,000	-	8,940,000	
B	Loan for Study and Design					
1	Legataffo	1,520,000	228,000	-	228,000	
	The other 7 towns namely Welliso, Sendafa,Bedeno,Hassaasa,Sawla,Bambisi and Sekota are under appraisal and as such the project cost is not yet determined.					



One WASH National Program – CWA 2007 Annual Report

Table18 Project Life Cumulative Data OWN-P-CWA Statement of Sources and Uses of Funds

/N	Implementers	Community contribution (million)	5 year allocated budget (million)	2007 approved budget (million)	Total Fund Available (million)				Total fund Transfer for 2007 including PPA(million)	Cumulative Expenditure IFR (million)				Closing balance IFR (million)
					Receipts from Donor	Contribution form Community	Exchange gain	Total		Rural (Category 1)	Urban (Category 2)	Pro. Supo. (Category 3)	Total	
A	Federal level													
1	MoWIE	0	331.88	97.33				0.00	47.89	0.00	0.00	13.74	13.74	34.15
2	MoE	0	18.17	6.70					4.30	0.00	0.00	0.07	0.07	4.23
3	MoH	0	26.58	5.68					0.00	0.00	0.00	0.71	0.71	3.10
4	WRDF	0	856.92	18.71					0.00	0.00	0.00	0.16	0.16	6.90
5	MoFED Admin	0	5.27	1.25					0.00	0.00	0.00	0.27	0.27	0.33
Subtotal Federal Level		0.00	1,238.81	129.68				0.00	63.66	0.00	0.00	14.95	14.95	48.71
B	Regional Level													
1	Tigray	0	518.09	131.11		0.00		0.00	136.82	96.62	3.27	9.99	109.87	26.95
2	Afar	0	227.30	82.76		0.00		0.00	24.26	0.07	0.07	2.71	2.86	21.40
3	Amhara	0	1,671.90	526.71		0.00		0.00	297.17	160.99	1.81	11.22	174.01	123.15
4	Oromiya	1.67219	2,345.14	667.24		55.01		55.01	232.24	31.39	2.49	15.83	49.71	182.53
5	Somali	0	587.37	208.57		0.00		0.00	139.74	46.36	5.67	13.80	65.82	73.91
6	B/ Gumuz	0	151.53	59.26		0.00		0.00	13.76	0.81	0.00	2.73	3.54	10.22
7	SNNPR	0	1,450.38	400.56		0.00		0.00	150.35	19.45	0.00	6.40	25.85	124.50
8	Gambella	0.44671	108.24	44.77		0.48		0.48	23.10	1.26	0.00	3.52	4.78	18.31
9	Harari	0	72.16	26.43		0.12		0.12	13.85	8.37	0.05	1.41	9.83	4.02
10	DireDawa	0	83.70	38.92		0.00		0.00	19.22	1.70	0.00	0.11	1.81	17.40
Subtotal Region Level		2.12	7,215.80	2,186.33		55.61		55.61	1,050.49	367.01	13.35	67.73	448.09	602.40
0	MoFED Held A/C	0	0.00	0.00	1,202.65	0.00	12.25	0.00	-1,114.15	100.75	0.00	2.98	2.98	0.00
Grand Total		0.00	8,454.62	2,316.01	1,202.65	55.61	12.25	1,270.52	1,114.15	367.01	13.35	82.67	463.04	651.11



8. Part Eight. Outstanding Challenges and recommendations

The following bullet points are identified as the major challenges for the implementation of the program. Possible recommendations are also tried to be addressed for each of the identified challenges.

- Late disbursement of budget from Development partners to MoFED and from MoFED to regions which was effected in the middle of the fiscal year on December 2015. 1st and 2nd quarter budget was transferred to region during the beginning of the 3rd quarter. As a result, overall implementation of the program and budget utilization is low. To avoid this issue in the coming 2008 budget year the disbursement of budget from development partners and MoFED should be on time.
- Delay on Woreda WaSH consultant and Town WaSH consultant procurement was observed in all the regions due to lengthy no objection and clearance process from the MoWIE side and due to limited regional capacity in submission of quality documents. This delay has caused lower implementation progress in most of the regions as some of them are waiting for the consultants in order to have a joint implementation of physical activities and capacity building activities. In some regions like Tigray, Amhara and Oromiya although the consultants are not onboard they are trying to cover the gap by using their existing professionals. To address this issue all regions and MoWIE should work closely in expediting and finalizing the consultant procurement.
- Lack of logistics facilities especially in terms of transpiration was noted to be one of the major problems of all regions. Due to this the regions were not able to have the proper program follow up, supervision and implementation. Although there are efforts at the MoWIE to expedite the bulk procurement of vehicles, still the procurement is not finalized.
- The program coordination especially between WaSH sector bureaus at region level is not strong. In all the regions the Water sector has been assigned by the regional steering committees to take the responsibility of the regional coordination assignments. However, the support the water sector is getting from the health and education sectors is very limited. As a result, both at region and federal level higher attention and support to strengthening the health and education sectors should be given priority.
- The program Planning, reporting, monitoring and evaluation system is not properly organized and established. The program operational manual gives each WaSH sector Ministries the responsibility of compiling region specific sector planning and reports. However, during the course of EFY 2007, all sector ministries have not provided both the plan and the report to the NWCO. As a result of this the NWCO was not able to produce quarterly reports as per the requirement of the POM. For the annual planning and reporting, the NWCO was forced to receive incomplete and delayed reports and plans directly from the regions. This has caused additional burden to the NWCO in the compilation and refinement of the submitted documents. Not to repeat the same problem in the coming EFY 2008, all sector ministries should give proper attention to reporting and planning activities. All WaSH implementing structures need to strengthen their M&E staffs so as to provide reports with best quality and timeliness, per the program's reporting guideline and format.
- It is important to have the proper awareness on the program operating guidelines to all implementing staffs at all level. In this regards the role of the Financial management manual, the procurement manual and the environment safeguard frameworks and guidelines are expected to be well understood by all implementing structures. Hence, finalizing the Financial manual and providing cascaded training to all implementing agencies need to be given prior attention. In addition refreshment trainings on procurement and environment and social safeguard should also be provided to strengthen the awareness of staffs for knowledge based implementation of the program.



One WASH National Program – CWA 2007 Annual Report

9. Annexes

9.1. Annex 1 Lists of OWNPN – CWA selected woredas and small towns.

1. Oromiya Region

No	Oromiya Woredas
1	Digalu Tijo
2	Gololcha
3	Jeju
4	Limu Bilbilo
5	Tiyo
6	Zuway Dugda
7	Adaba
8	Gedeb Asasa
9	Agarfa
10	Dawe Serer
11	Dinsho
12	Gindhir
13	Goro
14	Rayitu
15	Sinana
16	Beden
17	Gorogutu
18	Girawa
19	Kurfa Chale
20	Kombolcha
21	Haromaya
22	Kersa
23	Fedis
24	Boke
25	Darulabu
26	Doba
27	Oda Bultum
28	Tulo
29	Hawi Gudina
30	Burqa Dimtu
31	Becho
32	Bede

No	Oromiya Woredas
33	Bilo Nopha
34	Didu
35	Metu
36	Yayu
37	Dorani
38	Adea
39	Adama
40	AT/Jido Kombolcha
41	Dugda
42	Liban Chukala
43	Lume
44	Bora
45	Gudeya Bila
46	Guto Gida
47	Sasiga
48	Sibu Sire
49	Wayu Tuka
50	Seyo Nole
51	Nedjo
52	Haru
53	Dale Sedi
54	Dale Wabera
55	Gawo Kebe
56	Lalo Kile
57	Seyo
58	Yubdo
59	Ayira
60	Guliso
61	Sude
62	Doddota
63	Inkolo Wabe
64	Robe
65	Lege Hidha
66	Sewena

No	Oromiya Woredas
67	G/Dhamole
68	Siraro
69	Arsi Negele
70	Kofele
71	Shashemene
72	Kokosa
73	Akaki
74	Teltale
75	Dhas
76	Yabello
77	Arero
78	Bule Hora
79	Gelana
80	Moyale
81	Hambela Wamana
82	Kercha
83	Ana Sora
84	Seba Boru
85	Uraga
86	Odo Shakkiso
87	Liban
88	Fentale
89	Babile
90	Chinaksen
91	Qumbi
92	Guba Korcha
93	Chiro
94	Chewaka
95	Hurum
96	Darimu
97	Dedo
98	Sokoru
99	Seka Chokorsa



One WASH National Program – CWA 2007 Annual Report

100	Limu Seka
101	Ilu
102	Sodo Dachi
103	Weliso
104	Ameya
105	Seden Soddo
106	Nonno
107	Dera
108	Girar Jarso
109	Yaya Gulele
110	Kuyu
111	Wuchale
112	Sululta
113	Mulo
114	Sebeta Hawas
115	Wolmera
116	Berek
117	Dendi
118	Meta Robi
119	Abuna Ginde Beret
120	Ambo
121	Ilu Gelan
122	Jibat
123	Mida Kegn
124	Toke Kutaye
125	Diga
126	Wama Haglo
127	Nunu Kumba
128	Gimbi
129	Lalo Asabi
130	Homa
131	Boji Chokorsa
132	Boji Dirmaji
133	Anfilo
134	Gidami
135	Jima Rare

136	Amuru
137	Jardiga Jarte
138	Abe Dongoro
139	Hababo Guduru
140	Kiremu

No	Oromiya Towns
1	Kurafachale
2	Nunu town
3	Dhaga Jiga (Andode)
4	Biyo karba
5	Hambiso
6	Hinchini
7	Gindo
8	Toba
9	Nopa
10	Geba Robi
11	Figa kobor
12	Chanka
13	Zanbaba
14	Hada
15	Yebu
16	Adulala
17	Billo
18	Tefki
19	Balemi
20	Sekela
21	Sire (Arsi)
22	Miesso
23	Boroda
24	Chancho
25	Sofomor
26	Tore
27	Haro Wachu

No	Oromiya Towns
28	Gexa
29	Alga
30	Agemsa
31	Inango
32	Yayo
33	Jido Kombolcha
34	Ali Doro
35	Chefe Donsa
36	Tare

1. Tigray Region

No	Tigray Woredas
1	Ray Alamata
2	Ray Azebo
3	Saharti Sameri
4	Atabi Wemberta
5	Hawzean
6	Ganta Afeshum
7	Ahferom
8	Werieleke
9	Kolla Temben
10	Asgede Tsimbla
11	Tselemti
12	Welkait
13	Ofla
14	Emba Alaje
15	Enderta
16	Dogua Tembean
17	Tanqua Abergelle



One WASH National Program – CWA 2007 Annual Report

18	Saesie Tsaeda Emba
19	Adwa
20	Mereb Leke
21	Iaelay Maychew
22	Naeder Adyet
23	Medebay Zana
24	Laelay Adyabo
25	Tahtay Adyabo
26	Tsegedea

No	Tigray Towns
1	Yechilla
2	Edaga Hamus
3	Adi Hageray
4	May Cadra
5	May Kintal
6	Nebelet
7	Kisad Gaba
8	Sebeya

1. Afar Region

No	Afar Woredas
1	Telalak
2	Chifra
3	Yallo
4	Berahle
5	Dalol
6	Gulina
7	Kori
8	Dewie
9	Megale
10	Amibara
11	Asaita

No	Afar Towns
1	Chifra Town
2	Berahle Town
3	Kuneba
4	Dichoto

2. Amhara Region

No	Amhara Woredas
1	Banja Shekudad
2	Jawi
3	Fagita Lekoma
4	Enemay
5	Goncha Siso Enese
6	Gozamin
7	Shebel Berenta
8	Aneded
9	Beyeda
10	Metema
11	Mirab Arimacheho
12	Quara
13	Tselemit
14	Wegera
15	Misrak Belesa
16	Angolala Tera
17	Asagirit
18	Ensaro
19	Siyadbirna Wayu
20	Menz Keya Gebrieal
21	Menz Lalo Midir
22	Moretina Jiru
23	Menz Mama Midir

No	Amhara Woredas
24	Kobo
25	Jile Timuga
26	Simada
27	Argoba
28	Jama
29	Kelala
30	Legehida
31	Legamibo
32	Mehal Sayint
33	Mekidela
34	Sayint
35	Wegidi
36	Delanta
37	Wereilu
38	Dehana
39	Gazgiba
40	Ziquala
41	Sekota
42	Dembecha
43	Adi Arkay
44	Janamora
45	Dabat
46	Lay Armacheho
47	Gondar Zuria
48	Mirab Belessa
49	Tach Armacheho
50	Ebinat
51	Libo Kemkem
52	Lay Gyint
53	Tach Gayint
54	Semen Achefer
55	Mecha



One WASH National Program – CWA 2007 Annual Report

56	Sekela
57	Jabi Tehnan
58	Burie
59	Womberma
60	Debub Achefer
61	Debay Tilat Gin
62	Debre Elias
63	Machakal
64	Basso Liben
65	Awabel
66	Dangilla
67	Bugna
68	Gidan
69	Habru
70	Lasta
71	Kutaber
72	Ambasel
73	Tehulederie
74	Worebabo
75	Albuko
76	Dawa Cheffa
77	Bati
78	Mida Woremo
79	Merabettie
80	Menz Gera Midir
81	Gishe
82	Efratana Gidim
83	Tarma Ber
84	Mojana Wodera
85	Kewot
86	Ankober
87	Hagere Mariam
88	Berehet
89	Minjar Shenkora

No	Amhara Towns
1	Kara korea
2	Kimir Dingay
3	Amiba Giorgis
4	Kola Diba
5	Enewari
6	Anbeasame
7	Kyui
8	Ajibar
9	Quinizila
10	Rebu Gebeya
11	Muja
12	Shaura
13	Yed Wuha
14	Menta Wuha
15	Rema
16	Liguama
17	Bora
18	Guahala
19	Soroka
20	Shehedi
21	Enfranz
22	Zarima
23	Esey Debir
24	Yifag
25	Andabet
26	Mujja
27	Woyin Wuha
28	Digo Tsion
29	Yejubie
30	Degollo
31	Tenta
32	Genetie
33	Kulmesk
34	Wurgessa

35	Amidework
36	Balchi
37	Meqoy
38	Majettie
39	Chacha
40	Kottu
41	Gorebella
42	Gudo Beret

1. SNNP Region

No	SNNP Woredas
1	Aleta-Wondo
2	Aleta-Chuko
3	Hulla
4	Bursa
5	Arebegona
6	Dilla Zuria
7	Melo-koza
8	Uba-D/Tsehay
9	Boreda
10	Male
11	Demboya
12	Masha
13	Sailem
14	Gewata
15	Sankura
16	Alicho-Woriro
17	Minete-Goldya
18	Bureji
19	Kindo-Didaye
20	Boloso-Bombe
21	Damot-Woyedie
22	Gumere



One WASH National Program – CWA 2007 Annual Report

23	Enemorena-Enere
24	Sodo
25	Loma
26	Lemo
27	Mearab Badawocho
28	Halaba
29	Konta
30	Yeme
31	Basketo
32	Chirre
33	Malega
34	Aroressa
35	Wonsho
36	Loko abaya
37	Boricha
38	yeki
39	Boloso Bombe
40	Damot Woyide
41	Humbo
42	Damot Galie
43	Wonago
44	Yirgachefee
45	Gesha
46	Telo
47	Gedebano Gutazer Wolene
48	Enedegagn
49	Mihur Aklil
50	Mareko
51	Dita
52	Oyida
53	Zala
54	Bonke
55	Misrak Azerinet
56	Lanfuro
57	Mareka

58	Semen Ari
59	Selamago
60	Debube Benche
61	Berro
62	Shashego
63	Soro
64	Duna
65	Kadida Gamela
66	Doyo Gena
67	Alie
68	Amaro

No	SNNP Towns
1	Mejo
2	Chelelketu
3	Buleki
4	Marie
5	Bitu-Genet
6	Tora
7	Dizu
8	Gesuba
9	Enesino
10	Gimebicho
11	Burra
12	Beto
13	Masha
14	Cheri
15	Gidole
16	Halalie
17	Emdibir
18	Kechi
19	Doesha
20	Kako

1. B/Gumuz Region

No	B/Gumuz Woredas
1	Dangur
2	Sherkole
3	Sedal
4	Kurmuk
5	Menge
6	Guba
7	Yaso

No	B/Gumuz Towns
1	Kamash
2	Diza

2. Somali Region

No	Somali Woredas
1	Aware
2	Duhun
3	Ararso
4	Garbo
5	Daratole
6	Marsin
7	Dagahamadaw
8	Babile
9	Hamaro
10	Segeg
11	Danod



One WASH National Program – CWA 2007 Annual Report

12	Daror
13	Qubi
14	Mayumulike
15	Salahad
16	Lagahida
17	Goljano
18	Gashamo
19	Karsadula
20	Raso
21	Elkare
22	Dolobay
23	Mubarak
24	Afdem
25	Ashia
26	Elweiyne
27	Mustahil
28	Dobowein

No	Somali Towns
1	Hartashak
2	Ferfer
3	Charati
4	Dollo-oddo
5	Warder
6	Filtu
7	Shilabo
8	Hargelle

1. Gambella Region

No	Gambella Woredas
1	Mengeshi
2	Jor
3	Akobo
4	Dimma
5	Wantowa

6	Lare
---	------

No	Gambella Towns
1	Koachtiaing
2	Dimma
3	Itang
4	Fugnido

2. Diredawa Region

No	Diredawa Woredas
1	Jeldessa
2	Wahil
3	Melka
4	Biyo awale

3. Harari Region

No	Harari Woredas
1	Sofi
2	Erer
3	DireTeyara

Total Woredas and Towns

No	Regions	Woreda	Towns
1	Tigray	26	8
2	Amhara	89	42
3	Oromiya	140	36
4	SNNPR	68	20
5	B/Gumuz	7	2
6	Diredawa	4	-
7	Gambella	6	4
8	Harari	3	-
9	Somali	28	8
10	Afar	11	4
Total		382	124



One WASH National Program – CWA 2007 Annual Report

9.2. Annex 2 List of OWNPN –CWA Medium towns funded through WRDF

No	Towns	Region s
1	Abiy Abi	Tigray
2	Boditi	SNNPR
3	Dila	SNNPR
4	Fincha	Oromiya
5	Gobessa	Oromiya
6	Robe	Oromiya
7	Yabello	Oromiya
8	Legetafo	Oromiya
9	Sire	Oromiya
10	Werabe	SNNPR
11	Chencha	SNNPR
12	Tercha	SNNPR
13	Gambella	Gambella
14	Sendafa	Oromiya
15	Weliso	Oromiya
16	Bedeno	Oromiya
17	Hasasa	Oromiya
18	Sekota	Amhara
19	Sawla	SNNPR
20	Bambasi	B/Gumez



One WASH National Program – CWA 2007 Annual Report

9.3. Annex 3 Staffing plan

9.3.1. Federal level

#	Sector /Office	Required Position titles	Approved Staffing number	Available number of staffs	Action plan (Month and date) for filling the staffing gap	Status
1	NWCO	NWCO Coordinator	1	1		Permanent Staff
		H&S specialist	1	1		
		M&E Specialist	1	0	September, 2015	
		Water Supply Specialist	1	0	September, 2015	
		Capacity Building Expert	1	0	September, 2015	
Total			5	2		
#	Sector /Office	Required Position titles	Approved Staffing number	Available number of staffs	Action plan (Month and date) for filling the staffing gap	
2	MoWIE	PMU Coordinator	1	1		Permanent Staff
		Assistant Program Coordinator	1	-	September, 2015	Contract staff
		Senior Water Supply Engineer/Technical Specialist/ for Rural WaSH	4	4		
		Senior Water Supply Engineer/Technical Specialist/ for Urban WaSH	4	4		
		Senior Hydro Geologist	3	3		
		Contract Management Specialist	1	-	September, 2015	
		Senior Electro Mechanical Engineer/Operation and Maintenance Specialist/	2	2		
		Procurement Management Coordinator	1	1		
		Senior Procurement Management Specialist	4	4		
		Junior Procurement Management Specialist	1	1		
		Transit Expert	1	1		
		Finance Management Coordinator	1	1		



One WASH National Program – CWA 2007 Annual Report

#	Sector /Office	Required Position titles	Approved Staffing number	Available number of staffs	Action plan (Month and date) for filling the staffing gap	Status
		Financial Management specialist	3	2	September, 2015	
		Accountant	1	1		
		Cashier	1	1		
		Monitoring and Evaluation specialist	2	2		
		Senior Hygiene and Sanitation Specialist	1	1		
		Senior Environmentalist	1	1		
		Senior Sociologist	1	1		
		Drivers	4	4		
		Environmentalist	1	1		Permanent Staff
		Social Expert	1	1		
Total			40	37		
3	MoH	Focal Person	1	1		Permanent Staff
		Senior WS Engineer	1	-	August,2015	Contract staff
		Senior Environmental Health Expert	1	1		
		Senior M&E Expert	1	1	August,2015	
Total			4	3		
4	MoE	Focal Person	1	1		Permanent Staff
		Senior WS Engineer	1		September, 2015	Contract staff
		Senior Hygiene and Sanitation Expert	1	1		
		Senior M&E Expert	1	1	August,2015	
Total			4	3		



One WASH National Program – CWA 2007 Annual Report

9.3.2. Regional level

Regional Water Bureaus Staffing

Item No	Description	Amhara, Oromiya & SNNPR				Tigray, Somali & Afar				Gambela, B/Gumuz, Harar & Diredawa				
		App	Available			Approved	Available			App	Available			
			Amhara	Oromiya	SNNP		Tigray	Somali	Afar		Gambella ²	B/Gumuz	Harari	D/Daw a
1	A/Program Coordinator	1	1	1	1	1	1	1	1	1	1	1	1	1
2	Rural WaSH-Senior Water Supply Engineer/Technical Specialist/	4	4	2	2	2	2	1	2	1				
3	Urban WaSH-Senior Water Supply Engineer/Technical Specialist/	2	2	2	2	2	2	1	1	1				
4	Senior Hydro Geologist	2	2	-	1	1	2	1	1	1				
5	Senior Electro Mechanical Engineer/Operation and Maintenance Specialist/	2	2	1	-	1	1	1		1				
6	Surveyor	1	1	-	-	1	1	1		1				
7	Contract Management Specialist	2	2	-	1	1	1	1	1	1				
8	Senior Procurement Management Specialist	3	3	2	2	2	1	1	1	1		1		
9	Junior Procurement Management Specialist	1	1	-	-	1	1	1	1	-				
11	Senior Accountant	1	1	1	2	1	1	1	1	-				
12	Accountant	1		1	1	1	1	1	1	1				
13	Senior Monitoring and Evaluation Expert	1		1	1	1	-	1	1	1				
14	Senior Environmentalist	1		1	1	1	1	1	1	1				
15	Senior Sociologist/Community Development Specialist	1		4	-	1	1	1		1				
18	Drivers	4		4	-	2	2	1		1				
	Total	27	21	20	14	19	18	18	12	13		2	11	2

^{2 2} Gambella water Bureau is managing the program by permanent staffs assigned to the program. About 11 professionals are available in the PMU



One WASH National Program – CWA 2007 Annual Report

Regional Health Bureau Staffing

No	Description	Oromiya		Amhara, Tigray & SNNPR			Afar, Somali, Gambela, B/Gumuz, Harar & Diredawa							
		App	Avail	Appr	Available			App	Available					
					Tigray	SNNP	Amhara		Gambella	B/Gumuz	Harari	D/Dawa	Afar	Somali
1	Senior Water Supply Engineer for School WaSH	1	-	-										
2	Senior Environmental Health Expert(Rural)	1	-	1	1	1	1	1	-	-	1	1	1	1
3	Senior Monitoring and Evaluation Expert	1	-	1	1	1	1							
4	Senior Environmental Health Expert(Rural)	1	-	-										
5	Junior Financial Management Expert	-	-	1	1	1	1							
Total		4	-	3	3	3	3	1	-	-	1	1	1	1

Regional Education Bureau Staffing

Item No	Description	Oromiya		Amhara, Tigray & SNNPR			
		Approved	Available	Approved	Available		
					Tigray	SNNP	Amhara
1	Senior Water Supply Engineer for School WaSH	1	-	1	-	1	-
2	Senior Hygiene and Sanitary expert	1	-	1	-	1	-
3	Senior Monitoring and Evaluation Expert	1	-	-	-	-	-
Total		3	-	-	-	2	-

Regional Finance Bureau Staffing

Item No	Description	Approved	Available								
			Tigray	SNNP	Amhara	Gambella	B/Gumuz	Harari	DireDawa	Afar	Somali
1	Senior Accountant	1	1	1	1	1	1	1	1	1	1
2	Accountant	1	1	1	1	1	1	1	1	1	1
Total		2	2	2	2	2	2	2	2	2	2



One WASH National Program – CWA 2007 Annual Report

9.4. Annex 4. One WaSH National Program –Consolidated WaSH Account Joint Startup Implementation Support Mission – JISM 1 (December 8-19, 2014)

The first One WaSH National Program Consolidated WaSH Account Joint Startup Implementation Support Mission – JISM 1 conducted from December 8-19, 2014 in all regions and sector Ministries.

The Major objective of the mission was to review and support the preparation and readiness of implementing agencies at all levels for the immediate implementation of part of the One WaSH National Program as per the Program Operations Manual.

The mission visited all the regions and selected woredas and towns. The mission met with the National WaSH Coordination Office, PMUs at the MoWIE, WRDF and Regional WaSH implementing agencies that includes Bureau heads and PMU staff. This Joint Aide-Memoire summarizes the key mission findings and agreed actions which were discussed on December 23, 2014 at a wrap-up meeting chaired by H.E Ato Kebede Gerba, State Minister, Ministry of Water, Irrigation and Energy.

The mission takes note that, after the wrap up session of the mission, Ministry of Finance and Economic Development has issued a revised guideline on the salary scale for contractual staff, mainly for Ministry of Water, irrigation and energy and corresponding bureaus at the regional level. Ministry of Water, irrigation and energy and regional bureaus are expected to act quickly in line with this guidance to strengthen their PMUs. However, there is an emerging issue of addressing uniformly the staffing issue in Education and Health both at the national and regional level. The joint mission urges the government of Ethiopia to give this a priority to put in place the right staff with the required qualification and number in all the implementing agencies and at all levels

Agreed Actions and Next Steps

No	Action	Responsibility	Date
1	Revise and submit the consolidated procurement plan for the World Bank review and clearance	NWCO	December 31, 2014
2	Finalize the deployment of all the required staff	NWCO, All PMUs, Woredas	March 2015
3	Update and issue a revised WaSH - FM manual	MoFED	February 28, 2015
4	Provide a cascaded introductory training on the revised FM manual to all implementing agencies	NWCO, MoFED, BoFEDs	Starting from March 2015
5	Organize and conduct a National program launch workshop	NWCO and all	February 2015
6	Provide cascaded training on procurement	NWCO, BoFEDs , WB	Starting from March 2015
7	Provide cascaded training on Safeguards (Social and environmental)	NWCO, Regional Bureaus of Water and WB	March 2015
8	Identify the additional training and Capacity Building needs	NWCO and PMUs	February 2015
9	Officially communicate the POM to regional and federal Implementing Agencies with covering letter introducing it as guiding document for implementation of the CWA	MoFED/NWCO	December 31, 2014
10	Request regions to assign Regional WaSH Coordination Office Coordinator and notify the name of the coordinator to the NWCO	NWCO	January 15, 2015
11	(i)Follow up and support with/to regional PMUs to ensure timely hiring and deployment of WWCs/TWCs and (ii)provide feedback on submitted procurement documents	MoWIE/FPMU	(i) ongoing (ii) January, 2015



One WASH National Program – CWA 2007 Annual Report

No	Action	Responsibility	Date
12	Recruit Procurement Specialist at all level as proposed in the POM and submit CVs of procurement specialists for Bank's review and clearance.	MoWIE PMU and regional PMUs	March 2015
13	Prepare procurement and contract monitoring formats and commence monitoring activity	All PMUs	February 2015
14	Distribute approved initial procurement plans to respective regions	NWCO	December 31, 2014
15	To follow up with regions and obtain the required baseline data for woredas and towns	NWCO	January 15, 2015.
16	To follow up update of the NWI and ensure that updated report to be produced	MoWIE/ NWCO	March 2015
17	Review the possibility of delegating the task of reviewing consultancy service to the regions	WB/NWCO	March 2015

- Achieved
 Semi achieved
 Not achieved

Next Joint review July 2015

As per the agreement during the last joint start up mission in December 2014, a joint team consisting of representatives from WaSH Ministries (MoWIE, MoH, MoE, and MoFED) and CWA pooling partners (DFID, AfDB, UNICEF and WB) proposed to conduct an implementation support and review mission from **July 20-August 7, 2015**.

The Major objective of the mission is to review and support implementation progress of program activities and ensure adherence to the principles and procedures of the POM.

The specific objectives of the mission include:

- ✓ The Review of the status of agreed actions during the Joint startup implementation review and support mission (December 9-19, 2014)
- ✓ The review and support of implementation progress by program components;
- ✓ The assessment of the status of disbursement and fund utilization
- ✓ The assessment of the status of procurement activities
- ✓ The review the status of staffing, institutional arrangement and capacity building.
- ✓ The review of the status of the functionality of the governance, coordination and program management structures at different level
- ✓ The review of the M&E and reporting arrangements
- ✓ The Review of the status of awareness and compliance to the agreed safeguardsetc;

The wrap up will be hosted by Oromiya region Adama Town is planned for **August 6- 7, 2015**.



One WASH National Program – CWA 2007 Annual Report

9.5. Annex 5. Regional Baseline Data for One WaSH National Program–Consolidated WaSH Account

9.5.1. Region:- Afar

S.No	Name of Woreda Covered Under CWA	Zone	Current Population (from CSA)	Access rate in %		Number of Kebeles		Number of Schools			Number of Health Facilities			Non Functionality Rate -RWS
				WS	Sanitation	Total	ODF	Total	Without WS	Without Latrine	Total	Without WS	Without Latrine	
1.1 Woredas Covered by CWA														
1	Kori	1	35,384	8.4%	38%	7	0	9	8	8	6	0	2	27.8%
2	Chifra	1	109,741	50.3%	39.6%	19	0	37	28	26	24	21	6	9%
3	Megalle	2	32,815	29%	59%	8	0	23	22	19	7	6	4	20%
4	Berahle	2	94,082	25%	38.2%	9	0	28	19	19	15	14	7	18.7%
5.	Dallol	2	97,745	53.6%	31.5%	14	0	26	21	21	17	15	7	15%
6.	Amibara	3	87,482	70%	44.4%	22	0	36	20	23	22	17	8	23.5%
7.	Golina	4	59,429	52.3%	42%	9	0	15	9	11	13	12	6	43.7%
8.	Yallo	4	55,127	17.4%	51.9%	9	0	21	16	17	9	8	1	21%
9.	Dewe	4	50,015	48%	48.3%	10	0	18	11	11	11	9	5	19.2%
10.	Telalak	5	44,733	55%	42.4%	11	0	17	11	9	10	9	5	27.2%
11.	Semurobi	5	37,458	54.9%	25.2%	12	0	15	11	9	10	9	4	14.2%
Woreda Total (a)			704,011			130	0	245	176	173	141	123	55	
1.2 Towns Covered by CWA														
1	Dicho'to Town	1	3,661	6.8%	---	1	0	1	1	1	1	1	1	20%
2	Chifra Town	1	15,199	69.2%	---	1	0	1	1	0	2	1	1	33.3%
3	Berahle Town	2	10,178	62%	---	1	0	2	1	0	2	1	1	25%
4	Kuneba Town	2	5,054	39%	---	1	0	2	0	1	1	1	1	10%
Towns Total (b)			34,092			4	0	6	3	2	6	4	4	
Regional Total (c=a+b)			738,103		46%	134	0	251	179	175	147	127	59	

9.5.2. Region:- Diredawa Administration / Rural /

S.No	Name of Woreda Covered Under CWA	Zone	Current Population (from CSA)	Access rate in %		Number of Kebeles		Number of Schools			Number of Health Facilities			Non Functionality Rate -RWS
				WS	Sanitation	Total	ODF	Total	Without WS	Without Latrine	Total	Without WS	Without Latrine	
1	Whail		54310	76.6	45.3	9	N.D	9	0	0	10	5	0	
2	Biyoawale		54585	68	51.5	12	N.D	12	3	0	12	4	0	



One WASH National Program – CWA 2007 Annual Report

3	Geldessa		23170	51	51	8	N.D	8	3	0	8	2	0	
4	Haselisso		28695	78	49.6	9	N.D	9	4	0	8	5	0	
	Total rural		160760	66	59	38		38	10		38	16		

9.5.3. Region:- Somali Region

No	Name of Woreda Covered under CWA	Zone	Current Population	Access rate in %		Number of Kebeles		Number of Schools			Number of Health Facilities			Non Functionalit y rate -RWS
				WS	Sanitation	Total	ODF	Total	w/o WS	W/o Latrine	Total	w/o WS	W/o Latrine	
A	Woredas Covered by CWA													
1.	Aware	Jarar	115,966.57	-	16	12	0	21	15	14	5	5	0	
2.	Duhun	Nogob	30,295.08	17.74	40	16	0	6	6	4	5	5	0	
3.	Ararso	Jarar	1544.49185	8.82	21	13	0	6	4	2	4	1	0	
4.	Garbo	Nogob	54,852.27	12.12	25		0	10	8	5	7	7	5	
5.	Daratole	Dollo	54,898.82	-	5	8	0	6	6	4	4	2	3	
6.	Marsin	Korahay	71,976.16	0.42	24	6	0	6	4	2	4	4	2	
7.	Dagahamadaw	Jarar	70,643.08	4.34	58	12	0	10	10	7	5	5	1	
8.	Babili	Fafan	104,468.65	27.9	5	17	0	30	14	13	21	17	11	
9.	Hamaro	Nogob	73,046.61	4.2	12	17	0	12	12	8	12	12	10	
10.	Segeg	Nogob	28,970.87	6.19	10	15	0	6	6	2	8	8	6	
11.	Danod	Dollo	57,054.12	-	0	14	0	23	18	11	9	9	4	
12.	Daror	Jarar	56,514.46	-	10	15	0	17	16	7	8	8	3	
13.	Qubi	Nogob	62,907.25	-	0	15	0	7	7	7	5	5	4	
14.	Mayumulike	Nogob	14,381.27	-	3	15	0	6	6	3	7	7	6	
15.	Salahad	Nogob	41,165.80	-	25	8	0	6	4	3	11	11	8	
16.	Lagahida	Nogob	21,034.46	-	23	10	0	6	6	3	11	11	7	
17.	Goljano	Fafan	54,298.21	10.2	59	17	0	7	7	5	3	0	0	
18.	Gashamo	Jarar	14,977.02	3.37	66	17	0	31	18	15	15	12	11	
19.	Karsadula	Afder	51,664.19	8.58	3	15	0	9	5	3	2	0	0	
20.	Raso	Afder	54,898.82	7.06	3	8	0	7	4	4	9	9	6	
21.	Elkare	Afder	69,735.53	14.3		15	0	22	12	8	17	14	6	
22.	Dolobay	Afder	101,621.87	7.8	50	17	0	37	33	21	29	21	10	
23.	Mubarak	Liban	63,362.69	0.47	29	13	0	12	10	8	13	1	9	
24.	Afdem	Sitti	78,547.35	19.75	59	15	0	11	7	8	13	10	0	
25.	Maeso	Sitti	86,338.59	25.67	31	10	0	20	14	8	13	8	13	



One WASH National Program – CWA 2007 Annual Report

No	Name of Woreda Covered under CWA	Zone	Current Population	Access rate in %		Number of Kebeles		Number of Schools			Number of Health Facilities			Non Functionality rate -RWS
				WS	Sanitation	Total	ODF	Total	w/o WS	W/o Latrine	Total	w/o WS	W/o Latrine	
26.	Elweiyne	Shabelle	31,754.48	0.94	15	11	0	5	5	4	-	-	-	
27.	Mustahil	Shabelle	59,565.14	1.5	38	14	0	23	12	8	10	10	6	
28.	Dobowein	Korahay	84,673.07	7.8	29	7	0	10	10	7	8	8	6	
	Woreda Total													
2	Towns Covered													
1	Hartashak	Fafan	33,244	-	40	8	0	-	-	-	1	0	0	
2	Ferfer	Shabbele	38,784.44	35.2	28	7	0	-	-	-	1	0	0	
3	Charati	Afder	55,406.34	23	25	20	0	-	-	-	1	0	0	
4	Dollo-oddo	Liban	61,712.69	50	58	28	0	-	-	-	1	1	0	
5	Warder	Dollo	38,784.44	20	66	12	0	-	-	-	1	0	0	
6	Filtu	Liban	56,514.46	53.6	45	27	0	-	-	-	1	0	0	
7	Shilabo	Korahay	27,703.17	18	60	5	0	-	-	-	1	0	0	
8	Hargelle	Afder	33,243.80	20	25	14	0	-	-	-	1	0	0	
	Town Total													
	Regional Total													

9.5.4. Region:- Tigray

No	Name of Woreda Covered under CWA	Current Population	Access rate in %		Number of Kebeles		Number of Schools			Number of Health Facilities			Non Functionality rate -RWS
			WS	Sanitation	Total	ODF	Total	w/o WS	W/o Latrine	Total	w/o WS	W/o Latrine	
A	Woredas Covered by CWA												
1	T/Adyabo	98,754	91%	69%	18	0	60	51	7	23	20	0	0
2	L/Adyabo	119,966	60%	68%	22	0	50	41	9	22	21	0	1.46
3	M/Zana	134,992	60%	72%	20	2	56	36	5	27	24	2	0
4	Asgede Tsimbla	152,734	58%	73%	27	3	65	56	11	24	23	1	37.33
5	Tselemti	153,537	51%	71%	23	0	69	55	15	23	21	0	11.2
6	Mereb Leke	117,077	77%	78%	22	0	55	36	22	23	20	0	14.24
7	Ahferom	177,169	64%	71%	33	4	72	54	9	29	27	12	9.13
8	Werieleke	152,764	53%	52%	33	1	62	54	21	34	31	2	9.55
9	Adwa	117,551	81%	79%	18	9	55	36	5	22	16	1	3.75
10	Laelay Maychew	85,620	68%	75%	16	1	41	27	8	20	14	5	6.84
11	Naeder Adyet	123,749	51%	52%	23	5	65	42	17	23	21	3	7.27
12	Kolla Tembean	158,373	72%	75%	27	4	72	54	37	34	31	9	5.02
13	Tanqua Abergelle	94,343	60%	74%	20	2	60	51	16	25	22	3	4.35



One WASH National Program – CWA 2007 Annual Report

No	Name of Woreda Covered under CWA	Current Population	Access rate in %		Number of Kebeles		Number of Schools			Number of Health Facilities			Non Functionality rate -RWS
			WS	Sanitation	Total	ODF	Total	w/o WS	W/o Latrine	Total	w/o WS	W/o Latrine	
14	Saesie Tsaeda Emba	146,654	65%	79%	27	3	61	37	7	33	29	5	2.54
15	Ganta Afeshum	100,218	51%	74%	20	3	48	37	20	27	20	0	1.85
16	Hawzen	121,016	76%	80%	25	9	51	32	2	25	22	2	2.49
17	Atsbi Womberta	119,305	64%	72%	18	0	48	28	15	23	1.3	4	1.93
18	Dogua Tembean	125,350	74%	76%	24	2	61	59	36	28	27	10	27.31
19	Saharti Samre	141,011	67%	78%	23	8	42	33	41	23	21	1	2.65
20	Enderta	134,746	76%	79%	17	3	55	49	3	17	14	1	1.91
21	Emba Alaje	118,371	97%	72%	21	7	55	30	10	23	16	5	7.77
22	Raya Azebo	141,254	37%	61%	20	2	55	34	17	34	26	12	5.56
23	Raya Alamata	96,943	60%	51%	15	6	55	10	47	19	13	0	9.09
24	Ofla	147,955	78%	52%	21	3	59	47	47	30	28	1	4.23
25	Welkait	163,783	25%	69%	30	0	90	74	77	24	23	7	1.91
26	Tsegede	111,614	28%	59%	25	0	53	40	18	25	21	3	0.72
	Total 26 woredas	3,354,848	63%	70%	588	71	1515.00	1103.00	522.00	660	552	89	6.5%
1.2	Towns Covered												
1	Adi Hageray-	8154	58%	82%	1	0				1	0	0	
2	Yechilla	8994	61%	87%	1	0	3	0	0	1	0	0	
3	May Cadera-Town	16431	64%	73%	1	0				1	0	0	
4	Edega Hamus-Town	15348	60%	84%	1	0				1	0	0	
5	Adi Nebri-ed	8360	27%	75%	1	0				1	0	0	
6	Sebeya	4160	65%	74%	1	0				1	0	0	
7	Maykinatil-Town	5762	90%	72%	1	0	4	0	0	1	0	0	
8	Nebelal-Town	4407	60%	68%	1	0				1	0	0	
	Total 8 Towns	71,616	60%	77%						8	0	0	
	Regional Total												

9.5.5. Region:- SNNP

No.	Woreda supported under CWA	Zone	Current Population	Access rate in %		Number of kebel		Number of School			Number of Health Facilities			Non Functionality Rate-RWS
				WS	Sanitation	Total	ODF	Total	W/o WS	W/o Latrine	Total	W/o WS	W/o Latrine	
1	Semen Ari	Debub Omo	82,223	22.1	41	35	28	42	5	42	39	5	39	35
2	Malie		102,914	43.6	100	24	24	54	6	48	32	2	32	6
3	Selamago		34,025	21.8		20	3	24		8	16	3	12	42
4	Sailem	Kafa	49,945	26.5	26.5	21	21	37	37	37	23	21	21	6
5	Gewata		88,180	31	80	31	-	51	50	40	34	33	5	18
6	Gesha		103,854	39.3	60	25	24	49	39	43	52	45	45	6
7	Telo		77,356	23.4	30.12	25	22	61	59	60	33	30	30	3



One WASH National Program – CWA 2007 Annual Report

No.	Woreda supported under CWA	Zone	Current Population	Access rate in %		Number of kebel		Number of School			Number of Health Facilities			Non Functionality Rate-RWS
				WS	Sanitation	Total	ODF	Total	W/o WS	W/o Latrine	Total	W/o WS	W/o Latrine	
8	Demboya	Kambata-Tembaro	101,664	48	100	20	20	32	28	-	22	15	-	11
9	Kadida Gamela		109,270	78	70	18	18	36	28	16	23	18	6	15.79
10	Doyo Gena		96,581	52	85	17	15	32	26	17	18	15	7	5
11	Minete-Goldya	Bench-Maji	108,260	26.56	50	31	7	54	54	52	35	33	30	24.2
12	Debube Benche		132,912	56.09	76	29		48	44	38	37	31	31	21.1
13	Berro		15,195	7.165	74	12	-	13	11	2	14	14	12	44
14	Aleta-Wondo	Sidama	202,472	42	92	29	21	45	-	1	36	4	1	20
15	Aleta-Chuko		198,450	58.9										18
16	Hulla		157,952	18	84	32	16	57	30	6	37	36	15	31
17	Bursa		126,134	38.2	65	28	6	46	45	18	32	32	10	32
18	Arebegona		166,017	33.3	84.7	39	10	64	45	-	32	30	11	15
19	Chirre		146,548											
20	Malega		133,911	35.45	83	23		31	17	14	29	4	2	24.44
21	Aroressa		213,299	46.3	70	33	8	57	53	-	41	35	-	5
22	Wonsho		109,140	43.33	59	18	10	25	20	-	22	2	3	3.36
23	Loko abaya		124,711	43.44	70	27	19	44	28	25	33	30	13	42.12
24	Boricha	Gedio	305,451	29.8	92	42	20	61	2	38	50	7	50	28
25	Dilla Zuria		122,337	50	43	17	12	23	23	0	32	3	29	22.8
26	Wonago		143,339	32.44	76	21	16	22	19	12	26	24	1	46
27	Yirgachefee	Gamo-Gofa	239,544	33.3	91	31	31	50	45	29	38	38	-	16
28	Melo-koza		146,647	12.98	96	39	13	60	14	-	42	1	1	3
29	Uba-D/Tsehay		87,177	38.41	3	20	7	27	7	20	24	4	20	8
30	Boreda		82,936											
31	Dita		102,418											
32	Oyida		41,545	51	82.07	20	16	29	2	2	21	5	5	48.96
33	Zala		93,957	28	80	34	28	40	35	35	41	40	41	10
34	Bonke	Sheka	194,127											
35	Masha		41,279											
36	yeki		133,082											
37	Sankura	Silte	103,447	10.33	87	30	7	32	23	-	30	24	-	20
38	Alicho-Woriro		112,343	21	35	27	25	34	4	20	5	0	2	2.24
39	Mearab Azerinet		82,749	31	90	19	19				20	18	-	17.7
40	Lanfuro		143,056	38	89	28	24	46	30	-	31	27	-	4
41	Bureji	Segen Area People	59,943	34.9	20	26	16	30	20	24	23	20	6	29.7
42	Alie													
43	Amaro		187,918	46.59	28.57	7	2	67	46	48	6	2	-	22
44	Kindo-Didaye	Wolaita	118,622											



One WASH National Program – CWA 2007 Annual Report

No.	Woreda supported under CWA	Zone	Current Population	Access rate in %		Number of kebel		Number of School			Number of Health Facilities			Non Functionality Rate-RWS
				WS	Sanitation	Total	ODF	Total	W/o WS	W/o Latrine	Total	W/o WS	W/o Latrine	
45	Boloso-Bombe		106,898	10	61.3	20	-	32	33	31	26	15	19	21.93
46	Damot-Woyedie		113,315	38	69	25	25	34	28	-	30	28	-	15
47	Dugna Fango		121,295	38	50.5	32	1	50	40	-	37	35	24	5.26
48	Sodo Zuria		197,386	75	90	35	35	39	30	22	47	42	4	8
49	Humbo		153,286	82	92	44	32	58	41	1	45	36	2	15.4
50	Damot Galie		158,330	48.8	80	34	3	38	35	-	37	34	0	16
51	Gumere	Guraghe	93,730	33	89	18	18	34	32	-	23	19	-	
52	Enemorena-Enere		195,552	40.5	98	70	61	89	81	79	10	8	-	
53	Sodo		146,759											
54	Gedebano Gutazer Wolene		111,073	50	35.6	34	4	54	51	41	37	36	37	
55	Enedegagn		58,728	45	96	17	5	28	27	9	19	18		
56	Mihurina Aklil		105,593	51.4	80	30		43	33	17	5	4	-	
57	Mareko	Dawro	69,922	45	85	26	2	31	18	20	29	25	-	
58	Loma		127,626	30	55	40		66			37			
59	Mareqa		147,806	49.4	99	37	10	77	5	21	41	6	32	15
60	Lemo	Hadiya	141,399											
61	Mearab Badawocho		103,123	40	70	22	19	26	24	10	26	26	-	48
62	Shashego		115,869	52	52	36	31	48	34	43	41	32	31	
63	Soro		208,647	54.41	71.23	49	31	70	53	58	56	47	46	28.58
64	Duna	SP. Woreda	141,112	27.3	89	32	19	45	40	37	36	29	28	11.5
65	Halaba		249,273											
66	Konta		100,201	41	95	46	9	60	9	8	44	4	7	
67	Yeme		88,246											
68	Basketo		62,451											
Towns														
1	Burra	Sidama Zone												
2	Mejo													
3	Chelelketu	Gedio Zone												
4	Beto	Gamo-Gofa Zone												
5	Buleki													
6	Kako	Debub-Omo Zone												
7	Marie	Kambata-Tembaro Zone												
8	Masha	Sheka Zone												



One WASH National Program – CWA 2007 Annual Report

No.	Woreda supported under CWA	Zone	Current Population	Access rate in %		Number of kebel		Number of School			Number of Health Facilities			Non Functionality Rate-RWS
				WS	Sanitation	Total	ODF	Total	W/o WS	W/o Latrine	Total	W/o WS	W/o Latrine	
9	Cheri	Kafa Zone												
10	Bitu-Genet													
11	Tora	Silte Zone	18,000	48	85	2	-	4	1	-	2	1	-	-
12	Dizu	Bench-Maji Zone	8,797	43.1		1		2	2	2	2	2	1	50
13	Gidole	Segen Area People Zone												
14	Halalie	Woliata Zone												
15	Gesuba			73	94	2	1	3	-	-	3	2	-	20
16	Emdibir	Guragea Zone	20,154	75	75	2		8	0	0	3	0	0	
17	Enesino													
18	Kechi	Dawro Zone												
19	Doesha	Hadiya Zone	13,495	50	50	1	-	2	1	-	2	1	-	23.3
20	Gimebicho		26,502	55.26	74.32	2.00	-	4	2	2	1	2	-	4.5

9.5.6. Region:- Amhara

No	Name of Woredas/ Towns Covered under CWA	Current Population	Access rate in %			No of Kebeles		No of Schools		W/o Latrine								Total coverage	No of Health Facilities							Non Functionality rate-RWS
								Total	w/o WS																	
			WS	Sanitation		Total	ODF			Primary schools latrine				Secondary schools latrine coverage												
				total	improved					Total number of primary schools	Primary schools with two latrines(for male and female)	Primary schools with one latrine	coverage	Total number of primary schools	Secondary schools with two latrines(for male and female)	Secondary schools with one latrine	coverage		Total	HC	HP	total	HC	HP	total	
1	Adi Arkay	108,549	46.5	47%	35%	17	10	59		57	2	25	25.43	2	2		100	27.96	22	3	18	21.00	3		3.00	11.65
2	Albuko	87,523	52.3	95%	57%	15	9	40		39	7	21	44.87	1	1		100	46.25	20	3	-	3.00	-	-	-	7.80
3	Ambasel	138,412	68.1	99%	47%	24	9	57		55		15	13.63	2		1	25	14.03	23	3	1	4.00	1	-	1.00	5.90



One WASH National Program – CWA 2007 Annual Report

No	Name of Woredas/ Towns Covered under CWA	Current Population	Access rate in %			No of Kebeles		No of Schools		W/o Latrine								Total coverage	No of Health Facilities							Non Functionality rate-RWS	
								Total	w/o WS	Primary schools latrine				Secondary schools latrine coverage													
			WS	Sanitation		Total	ODF			Total number of primary schools	Primary schools with two latrines(for male and female)	Primary schools with one latrine	coverage	Total number of primary schools	Secondary schools with two latrines(for male and female)	Secondary schools with one latrine	coverage		Total	w/o WS			W/o Latrine				
				total	improved															HC	HP	total	HC	HP	total		
4	Aneded	102,631	64.0	78%	14%	21	9	42		40	0	2	2.5	2	2		100	7.14	24	1	2	3.00	1	-	1.00	1.50	
5	Angolala Tera	94,089	94.0	100%	0	21	6	47		45	12	15	43.34	2	2	0	100	45.74	22	2	19	21.00	-	1	1.00	3.13	
6	Ankober	87,118	81.1	100%	0%	22	9	44		42	20	7	55.95	2	2		100	57.95	23	-	19	19.00	-	1	1.00	5.86	
7	Ensaro	66,201	62.8	57%	39%	13	5	24		23	3	13	41.3	1	1		100	43.75	16	4	12	16.00	-	2	2.00	12.20	
8	Argoba	39,540	88.4	75%	28%	7	2	27		27	5	5	27.78	0	0		0	27.78	7	1	-	1.00	-	7	7.00	8.20	
9	Asagirit	54,538	80.1	100%	0%	15	8	34		33	13	6	48.48	1	1		100	50	16	2	13	15.00	-	3	3.00	1.45	
10	Awabel	140,245	75.5	83%	45.89 %	31	19	50		46	2	13	18.47	4	2	2	75	23	37	3	31	34.00	1	7	8.00	0.85	
11	Banja Shekudad	133,368	116.2	45%	17%	26	22	47		45	9	20	42.2	2	2		100	44.68	29	-	-	-	20	2 1	41.00	1.75	
12	Basso Liben	157,005	81.2	64%	32%	25	5	56		53	8	7	21.69	3	2	1	83.3 4	25	30	1	20	21.00	-	6	6.00	0.90	
13	Bati	126,071	67.1	75%/	52%	26	2	51		50	29	17	75	1	1		100	75.4	32	6	6	12.00	2	2 2	24.00	2.02	
14	Berehet	40,355	58.7	66%	34%	10	2	25		24	7	1	31.25	1	1		100	34	13	3	9	12.00	1	1	2.00	12.61	
15	Beyeda	110,179	75.4	61%	37%	18	1	43		42		31	36.9	1	1		100	38.37	22	4	18	22.00	4		4.00	16.14	
16	Bugna	84,395	62.2	85%	11%	13	6	44		43	0	25	29	1		1	50	29.54	17	5	15	20.00	2	1 1	13.00	13.00	
17	Burie	169,470	8.0	77%	31%	20	13	51		49	11	4	26.53	2	2		100	29.41	24	3	19	22.00	-	1 6	16.00	5.42	
18	Dabat	168,331	37.0	37%	39%	30	19	80		77	8	48	41.55	3	3		100	43.75	36	4	30	34.00	3		3.00	21.85	
19	Dangilla	187,209	105.0	64%	55%	29	14	62		60	19	40	65	2	2	-	100	66	32	-	1	1.00	27	2 4	51.00	0.82	
20	Debay Tilat Gin	144,967	78.4	100%	100%	22	22	59		57	1	4	5.26	2	1		50	6.78	45	3	20	23.00	-	-	-	3.01	
21	Debre Elias	94,716	78.9	78%	85%	16	16	32		31	4	-	12.9	1	1		100	15.62	19	3	15	18.00	-	-	-	2.20	



One WASH National Program – CWA 2007 Annual Report

No	Name of Woredas/ Towns Covered under CWA	Current Population	Access rate in %			No of Kebeles		No of Schools		W/o Latrine								Total coverage	No of Health Facilities							Non Functionality rate-RWS
								Total	w/o WS	Primary schools latrine				Secondary schools latrine coverage												
			Total number of primary schools	Primary schools with two latrines(for male and female)	Primary schools with one latrine	coverage	Total number of primary schools			Secondary schools with two latrines(for male and female)	Secondary schools with one latrine	coverage														
													w/o WS			W/o Latrine										
													WS	total	improved	Total	ODF		HC	HP	total	HC	HP	total		
22	Dehana	124,181	59.5	71%	41%	28	4	56		53	4	5	12.26	3	2	-	66.6 6	15.17	34	6	4	10.00	28	-	28.00	25.58
23	Delanta	145,707	63.4	74%	29%	34	15	57		54	9	9	25	3	3		100	28.94	39	2	1	3.00	-	1	1.00	16.90
24	Dembech a	151,023	102.0	100%	71%	29	17	78		76	25	5	36.18	2	2		100	37.82	31	2	20	22.00	1	2 5	26.00	11.70
25	Dawa Cheffa	150,165	60.0	91%	21%	24	3	56		55	17	23	51	1	1		100	52.67	32	2	25	27.00	7	4	11.00	18.91
26	Ebinat	250,452	64.8	96%	53%	37	10	95		91	15	67	53.29	4	2	2	75	54.21	55	7	-	7.00	44	7	51.00	19.00
27	Efratana Gidim	129,104	92.2	81%	8%	21	11	56		55	6	31	39.09	1	1		100	40.18	23	1	18	19.00	-	1	1.00	1.95
28	Enemay	191,650	80.5	87%	60%	34	6	66		62	5	4	11.29	4	3	1	87.5	15.9	34	3	8	11.00	6	8	14.00	2.11
29	Fagita Lekoma	144,518	90.5	74%	58%	27	11	77		74	8	61	52	3		3	50	51.94	31	3	-	3.00	25	2 1	46.00	0.60
30	Gazgibila	79,216	86.9	100%	80%	19	5	36		34	4	4	17.64	2	1	1	75	41.66	23	3	19	22.00	1	4	5.00	2.70
31	Gishe	69,802	62.7	68%	16%	11	3	41		40	3	8	17.5	1	1		100	19.51	14	3	10	13.00	-	2	2.00	7.91
32	Gidan	179,931	54.1	93%	5%	26	9	86		83	24	59	64.45	3	1	2	66.6 6	64.53	32	-	10	10.00	-	3	3.00	14.00
33	Goncha Siso Enese	170,110	85.4	97%	53%	39	11	68		66	3	1	5.3	2	2		100	9.48	42	4	44	48.00	-	2	2.00	1.96
34	Gondar Zuria	220,584	67.0	74%	51%	37	18	80		78	12	27	32.69	2	2		100	34.37	39	5	32	37.00	-		-	11.66
35	Gozamin	149,498	77.6	92%	79%	26	11	57		54	12		22.23	3	3	-	100	26.31	33	-	22	22.00	1	-	1.00	5.11
36	Habru	223,316	64.6	98%	8%	37	11	101		97	21	48	46.39	4	4		100	48.51	50	10	40	50.00	2	1 4	16.00	52.00
37	Hagere Mariam	62,540	97.1	100%	0%	21	3	38		37	21	8	67.56	1	1		100	68.42	24	3	20	23.00	-	1	1.00	4.23



One WASH National Program – CWA 2007 Annual Report

No	Name of Woredas/ Towns Covered under CWA	Current Population	Access rate in %			No of Kebeles		No of Schools		W/o Latrine								Total coverage	No of Health Facilities							Non Functionality rate-RWS	
								Total	w/o WS	Primary schools latrine				Secondary schools latrine coverage													
			WS	Sanitation		Total	ODF			Total number of primary schools	Primary schools with two latrines(for male and female)	Primary schools with one latrine	coverage	Total number of primary schools	Secondary schools with two latrines(for male and female)	Secondary schools with one latrine	coverage		Total	w/o WS			W/o Latrine				
				total	improved															HC	HP	total	HC	HP	total		
38	Jabi Tehnan	205,076	87.8	96%	29%	39	18	88		85	28	9	38.23	3	3		100	40.34.	30	4	36	40.00	7	2 2	29.00	0.90	
39	Jama	144,038	70.5	99%	0	23	21	62		59	20	29	58	3	2		66.6 6	59	29	3	2	5.00	9	-	9.00	0.50	
40	Janamora	189,356	44.1	91%	59%	34	10	85		83	5	51	36.74	2	1	1	75	37.64	40	5	34	39.00	5		5.00	5.02	
41	Jawi	91,206	82.2	82%	8.50%	27	14	50		49	3	32	38.77	1	-	-	0	38	32	-	-	-	24	1 7	41.00	0.00	
42	Jile Timuga	83,334	54.4	34%	12%	21	2	40		39	15	15	57.69	1	1		100	58.75	25	1	19	20.00	4		4.00	12.75	
43	Kelala	155,439	84.0	93%	60%	35	14	52		50	8	4	20	2	1	1	75	22.11	41	3	1	4.00	1	1 5	16.00	5.00	
44	Kutaber	108,474	88.1	93%	65%	21	14	42		41	5	6	19.51	1	1		100	21.42	26	1	1	2.00	3	1 5	18.00	5.80	
45	Lasta	137,937	73.6	93.90 %	50%	23	13	65		62	12	39	50.8	3	1	2	66.6	52.34	30	-	22	22.00	-	2	2.00	21.00	
46	Lay Armacheh o	180,930	41.7	81%	18%	34	1	65		62	10	47	54	3	2	1	83.3	55.33	38	6	34	40.00	3		3.00	16.51	
47	Lay Gyint	239,110	65.1	3.00 %	3%	33	3	122		119	23	96	59.66	3	3		100	62.18	47	6	-	6.00	37	2 8	65.00	15.00	
48	Legamibo	187,185	67.9	95%	56%	35	10	66		63	4	8	12.69	3		3	50	16.96	43	5	3	8.00	2	1 0	12.00	0.18	
49	Legehida	75,807	82.3	89%	46%	16	10	31		29	10	10	50.84	2	2		100	54.83	26	1	-	1.00	-	6	6.00	3.20	
50	Libo Kemkem	229,842	60.2	10.00 %	10%	34	4	84		79	25	23	46.2	5	5		100	49.4	50	3	3	6.00	27	8	35.00	22.00	
51	Machakal	135,218	64.7	94%	89%	28	23	53		51	1	6	7.8	2	1		50	9.43	31	2	20	22.00	-	-	-	2.70	
52	Mecha	334,789	82.0	100%	54%	46	18	105		99	16	10	21.21	6	6		100	25.71	29	6	41	47.00	4	4 1	45.00	18.16	



One WASH National Program – CWA 2007 Annual Report

No	Name of Woredas/ Towns Covered under CWA	Current Population	Access rate in %			No of Kebeles		No of Schools		W/o Latrine								Total coverage	No of Health Facilities							Non Functionality rate-RWS
								Total	w/o WS	Primary schools latrine				Secondary schools latrine coverage												
			WS	Sanitation		Total	ODF			Total number of primary schools	Primary schools with two latrines(for male and female)	Primary schools with one latrine	coverage	Total number of primary schools	Secondary schools with two latrines(for male and female)	Secondary schools with one latrine	coverage		Total	w/o WS			W/o Latrine			
				total	improved															HC	HP	total	HC	HP	total	
53	Mehal Sayint	82,105	45.7	94%	57%	15	5	56		55	11	9	28.18	1	1		100	29.46	18	1	-	1.00	-	3	3.00	1.30
54	Menz Gera Midir	138,708	97.0	100%	0%	21	6	77		75	12	37	40.67	2	2		100	42.2	27	3	20	23.00	-	2	2.00	5.36
55	Menz Mama Midir	97,542	66.0	47%	53%	20	13	54		52	6	18	28.84	2	2		100	31.48	23	2	19	21.00	-	-	-	8.02
56	Menz Keya Gebrieal	52,630	69.8	13%	27%	13	5	36		35	7	22	51.42	1	1		100	52.77	16	2	12	14.00	-	1	1.00	18.00
57	Mekidela	161,358	85.0	90%	64%	29	13	88		86	29	18	44.18	2	2		100	45.45	32	3	1	4.00	-	2	2.00	2.75
58	Mirab Arimache ho	40,991	78.0	64%	57%	14	8	17		15	3	7	43.34	2	2		100	50	17	1	14	15.00	1		1.00	18.08
59	Menz Lalo Midir	19,352	59.5	48%	11%	8	5	26		25	3	7	26	1	1		100	28.8	11	2	7	9.00	1	1	2.00	30.91
60	Mirab Belessa	162,396	43.4	10%	3%	30	-	63		61	4	12	16.39	2	2		100	19	38	6	30	36.00	4		4.00	32.27
61	Merabetti e	146,178	83.9	100%	0%	25	7	38		35	9	22	57.14	3	2	1	83.34	59.21	27	4	23	27.00	-	3	3.00	7.26
62	Misrak Belesa	114,084	75.0	34%	24%	22	2	54		52	5	22	30.76	2	2		100	33.34	28	22	22	44.00	3		3.00	25.43
63	Metema	134,040	92.0	49%	11585	19	14	83		81	5	48	35.8	2	2		100	37.34	24	4	18	22.00	3		3.00	10.94
64	Mida Woremo	107,339	78.1	100%	0%	22	10	38		36	3	33	54.16	2	2		100	56.57	25	2	20	22.00	-	2	2.00	7.32



One WASH National Program – CWA 2007 Annual Report

No	Name of Woredas/ Towns Covered under CWA	Current Population	Access rate in %			No of Kebeles		No of Schools		W/o Latrine								Total coverage	No of Health Facilities							Non Functionality rate-RWS
								Total	w/o WS	Primary schools latrine				Secondary schools latrine coverage												
			WS	Sanitation		Total	ODF			Total number of primary schools	Primary schools with two latrines(for male and female)	Primary schools with one latrine	coverage	Total number of primary schools	Secondary schools with two latrines(for male and female)	Secondary schools with one latrine	coverage		Total	w/o WS			W/o Latrine			
				total	improved															HC	HP	total	HC	HP	total	
65	Minjar Shenkora	148,493	51.4	69%	0%	29	11	57		54	33	21	80.55	3	3		100	81.57	32	2	27	29.00	-	6	6.00	4.29
66	Mojana Wodera	78,783	66.1	66%	25%	15	3	35		33	4	3	16.67	2	2		100	21.42	18	1	13	14.00	-	1	1.00	6.30
67	Moretina Jiru	107,164	68.0	100%	0	20	7	41		39	9	28	58.97	2	1	1	75	59.75	24	1	18	19.00	1	1	2.00	4.69
68	Semen Achefer	217,726	72.8	60%	19%	27	13	56		53	11		20.75	3	2	1	83.3	24.1	31	3	27	30.00	3	$\frac{1}{7}$	20.00	28.20
69	Kewot	138,728	90.7	63%	32%	20	6	48		46	7	26	43.47	2	1	1	75	44.79	23	1	20	21.00	-	4	4.00	11.72
70	Quara	106,891	80.9	85%	13%	19	8	51		50	7	18	32	1	1		100	33.34	25	5	19	24.00	3		3.00	19.45
71	Kobo	260,170	67.0	100%	6%	44	-	119		114	29	79	60	5	2	3	70	60.5	58	3	28	31.00	-	$\frac{2}{3}$	23.00	14.00
72	Debub Achefer	156,866	102.0	87%	19%	20	9	58		56	5		8.9	2	2		100	12.06	26	4	14	18.00	2	9	11.00	3.29
73	Sayint	164,089	73.0	99%	87%	32	15	94		92	10	58	42.39	2	1		50	43.47	38	1	-	1.00	1	2	3.00	5.85
74	Sekela	157,532	83.6	79%	73%	29	17	74		72	20		27.7	2	2		100	29.7	$\frac{11}{3}$	4	27	31.00	-	$\frac{3}{0}$	30.00	12.10
75	Sekota	125,663	75.8	69%	67%	33	9	73		70	5	14	17.14	3	1	2	$\frac{66.6}{6}$	19.17	41	6	32	38.00	2	$\frac{1}{7}$	19.00	5.40
76	Simada	258,963	59.0	99%	53%	40	6	121		116	27	79	57.32	5	5		100	59.09	54	7	-	7.00	38	8	46.00	16.00
77	Shebel Berenta	117,807	86.7	56%	33%	21	19	48		46	12	4	30.43	2	2		100	33.34	25	2	20	22.00	-	2	2.00	1.23
78	Siyadbirn a Wayu	69,880	89.4	100%	65%	14	7	26		24	11	6	58.33	2	2		100	61.53	16	1	9	10.00	-	$\frac{1}{1}$	11.00	12.13
79	Tach Armacheh o	104,025	95.2	65%	56%	24	16	62		60	8	30	38.34	2	2		100	40.98	31	6	24	30.00	4		4.00	0.85



One WASH National Program – CWA 2007 Annual Report

No	Name of Woredas/ Towns Covered under CWA	Current Population	Access rate in %			No of Kebeles		No of Schools		W/o Latrine								Total coverage	No of Health Facilities							Non Functionality rate-RWS
								Total	w/o WS	Primary schools latrine				Secondary schools latrine coverage												
			Total number of primary schools	Primary schools with two latrines(for male and female)	Primary schools with one latrine	coverage	Total number of primary schools			Secondary schools with two latrines(for male and female)	Secondary schools with one latrine	coverage														
													WS	total	improved	Total	ODF		Total	HC	HP	total	HC	HP	total	
80	Tach Gayint	116,876	100.0	99%	848	16	4	48		45	9	30	53.3	3	2	1	83.3	55.2	27	4	-	4.00	21	4	25.00	20.00
81	Tarma Ber	98,159	79.7	100%	3%	23	12	52		49	14	20	48.97	3	3		100	51.92	26	1	19	20.00	1	1	2.00	7.76
82	Tehulederie	137,153	77.7	87%	85%	23	10	35		33	4	22	45.46	2		2	50	45.71	23	3	1	4.00	-	2	2.00	11.56
83	Tselemit	63,997	66.0	76%	60%	27	5	43		42		27	32.14	1		1	50	32.55	27	5	22	27.00	3		3.00	6.06
84	Wegidi	152,856	90.0	70%	45%	35	16	60		57	8	47	55.26	3	1		33	54.16	39	2	-	2.00	-	-	-	6.00
85	Wegera	253,255	56.4	26%	18%	41	8	110		107	20	48	41.12	3	0		0	40	50	8	41	49.00	5		5.00	28.83
86	Womberma	116,269	75.5	73%	46%	20	10	47		45	7		15.5	2	2		100	19.14	25	3	20	23.00	3	1/3	16.00	12.65
87	Worebabo	114,830	56.8	91%	53%	22	6	56		54	21	11	49.07	2	2		100	50.89	25	1	-	1.00	-	4	4.00	3.00
88	Wereilu	126,318	90.9	80%	53%	23	11	53		51	6	42	52.94	2		1	25	51.88	25	2	4	6.00	-	-	-	6.50
89	Ziquala	50,431	86.9	76%	79%	15	1	26		24	6		25	2	2		100	30.76	20	5	3	8.00	5	-	5.00	21.90

No	Town Amhara	Population	Water Supply Coverage	Sanitation coverage	No of kebeles			Health Facilities						
					Rural	Total	ODF	Total	w/o WS		w/o Latrine		Non-functionality rate RWS	
									HC	HP	HC	HP		
1	Ajibar	6,237	55.00	29.60%	0	1	0	1	0	—	0		—	
2	Ambagiorgis	15,539	69.00	%	5	6	3	6	0	5	0		0	
3	AmbsameTwon	8,017	52.00	0	0	1	0	0	0	0	1		0	
4	Amdework	4,642	19.00	0	0	0	0	0	0	0	0		0	
5	Andabet Town	2,673	48.00	0	0	4	0	1	0	1	0		1	0
6	Bachi	2,212	80.00	10%	0	1	0	2	0	1	0		0	
7	Bora	2,183	13.10	0	0	0	0	0	0	0	0	0	0	



One WASH National Program – CWA 2007 Annual Report

No	Town Amhara	Population	Water Supply Coverage	Sanitation coverage	No of kebeles			Health Facilities						
					Rural	Total	ODF	Total	w/o WS		w/o Latrine		Non-functionality rate RWS	
									HC	HP	HC	HP		
8	Degolo	6,041	58.00	17.70%	0	1	0	1	0	—	0		—	
9	Dejen	16,799	89.92	15.80%	5	6	1	6	0	5	0		0	
10	Digotsion	5,614	81.25	79.80%	5	6	2	6	0	3	0		2	
11	Enferanez	4,941	20.00	%	6	7	4	7	0	6	0		3	
12	Enwarie	8,673	84.33	25%	0	1	0	1	0	—	0		—	
13	Gorellea	2,722	23.00	25%	0	1	0	1	0	—	0		—	
14	Gudobert	1,340	96.00	25%	0	1	0	1		1			0	
15	Guhala	6,796	22.40	%	5	6	0	7	0	6	0		2	
16	Karakorie	4,710	100.00	22%	0	1	0	1	0	—	0		—	
17	Kessa	1,408	23.00	0	0	1	0	1	0	0	0		0	
18	Kimir Dingay	6,255	25.00	0	0	1	0	1	0	0	0		0	
19	Kokit	2,720	76.00	%	5	6	5	8	0	7	0		4	
20	Koladeba	15,512	80.00	%	5	6	2	7	0	6	0		3	
21	Kulmesk	3,481	85.00	0	0	0	0	0	0	0		0	0	
22	Kunzila	5,983	62.60	0	0	1	0	1	1	0	0		0	
23	Kutaber	4,813	65.78	16%	0	1	0	1	0	—	0		—	
24	Kuy	6,411	80.25	76%	4	5	4	5	0	3	0		1	
25	Leguma	2,599	65.00	71.10%	0	1	0	1	0	—	0		—	
26	Liben	4,928	47.00	0	0	1	0	1	0	0	0		0	
27	Majetie	6,489	72.63	40%	0	1	0	2	0	0	0		—	
28	Mentawuha	5,409	39.08	0	0	1	0	1	0	0	0	0	0	
29	Mertolemariam	13,479	87.56	52.60%	7	8	6	1	0	6	0		0	
30	Metehbila	4,314	90.00	20%	0	1	0	2	0	1	0		1	0
31	Muja	5,825	80.00	0	0	0	0	0	0	0	0	0	0	0
32	Rebugebya	5,838	40.50	39%	3	4	3	4	0	3	0	0	0	0
33	Seydeber	1,726	69.00	%	1	2	0	1	0	1	1		1	0
34	Shawra	5,812	72.00	%	5	6	5	8	0	7	0		4	
35	Soroka	2,858	92.00	%	5	6	3	6	0	5	0		2	
36	Tenta	3,018	65.00	33.5\$	0	1	0	1	0	—	0		—	
37	Woynwuha	1,207	58.23	81.40%	3	4	2	4	1	3	0	0		
38	Yedihua	5,413	84.50	0	4	5	0	5	0	4	0		0	
39	Yejube	7,056	85.25	21%	6	8	3	6	0	5	0		0	
40	Yifag	4,455	90.00	0	0	1	0	1	0	1	0		1	
41	Zarima	4,360	65.00	%	5	6	1	7	0	6	0		4	
Total		230,508	63.69		79	120	44	116	2	86	2	0	29	0



One WASH National Program – CWA 2007 Annual Report

9.5.7. Region:- Benshangul Gumuz

No.	Name of Woreda Covered Under CWA	Zone	Current Population	Access Rate in %		Number of Kebeles		Number of Schools			Number of Health Facilities			Non-Functionality Rate-RWS
				WS	Sanitation	Total	ODF	Total	W/O WS	W/O Latrine	Total	W/O WS	W/O Latrine	
1	Region: B/Gumuz													
1.1	Woredas													
1	Dangur	Metekel	50827	71.1	-	29	-	50	44	5	29	7	-	16%
2	Guba	Metekel	18294	84.8	-	17	-	23	21	21	17	16	11	17.54%
3	Sherkole	Assosa	31000	54.15	68	19	4	14	13	8	11	11	4	10%
4	Menge	Assosa	50975	69	-	24	-	27	4	22	19	4	19	-
5	Kurmuk	Assosa	21198	87	7.5	16	-	16	9	-	16	11	-	-
6	Yaso	Kamashi	40000	74.17	72	10	0	17	4	13	9	2	7	-
7	Sedal	Kamashi	18790	55.8	39	14	0	21	2	4	11	0	3	-
1.2	Towns													
1	Diza	Kamashi	3343	17	-	1	0	2	1	2	1	1	1	-
2	Kamashi	Kamashi	6548	48	-	2	-	3	3	0	1	0	0	-

9.5.8. Region:- Oromiya

S. No.	Basic Data				Water supply Access Rate		HH access to basic latrine (100%)			HH access to standard latrine (84%)				School Access to Water Supply				School Access to Latrine Facility			
	Name of Zone/Woreda	Population	Total No Of HH (D)	Total No of Kebele(E)	Woreda pop. accessed to potable Water Supply	% of pop accessed to potable Water Supply	Existing basic latrine	Total HH access to basic latrine	% coverage of basic latrine	Existing standard latrine	Total HH access to standard latrine	% coverage of standard latrine	Total no of ODF Kebele (AQ)	Unavailable	Available	Not Reported	Grand Total	Unavailable	Available	Not Reported	Grand Total
1	Arsi	1,470,684		-	1,093,869	74	-	217,421	72		190,098	59		389	149	2	540	44	493	3	540
1.1	Digalu & Tijo	170,801	35,584		153,269	90		30,601	86		22,897	64		38	21		59	2	57		59
1.2	Dodota	79,910	14,708		60,544	76		7,807	53		7,157	49		20	17		37	1	36		37
1.3	Gololcha	207,499	43,229		136,532	66		28,963	67		25,130	58		55	24		79	2	77		79
1.4	Inkolo Wabe	71,334	14,836		67,749	95		11,714	79		7,526	51		12	12		24	1	23		24
1.5	Jajuu	132,465	31,424		104,871	79		22,788	73		21,009	67		40	8		48	5	43		48
1.6	Limmu fi Bilbilo	196,697	40,979		132,409	67		29,247	71		29,247	71		47	12		59	7	52		59
1.7	Robee	201,445	41,968		134,734	67		28,619	68		21,858	52		47	15		62	7	55		62
1.8	Sude	178,059	37,096		109,730	62		19,661	53		18,412	50		52	11	2	65	10	52	3	65



One WASH National Program – CWA 2007 Annual Report

S. No.	Basic Data				Water supply Access Rate		HH access to basic latrine (100%)			HH access to standard latrine (84%)				School Access to Water Supply				School Access to Latrine Facility			
	Name of Zone/Woreda	Population	Total No Of HH (D)	Total No of Kebele(E)	Woreda pop. accessed to potable Water Supply	% of pop accessed to potable Water Supply	Existing basic latrine	Total HH access to basic latrine	% coverage of basic latrine	Existing standard latrine	Total HH access to standard latrine	% coverage of standard latrine	Total no of ODF Kebele (AQ)	Unavailable	Available	Not Reported	Grand Total	Unavailable	Available	Not Reported	Grand Total
1.9	Xiyyoo	105,205	21,918		75,735	72		18,165	83		17,358	79		43	8		51	1	50		51
1.10	Ziway Dugda	127,268	26,514		118,296	93		19,856	75		19,504	74		35	21		56	8	48		56
2	Wst Arsi	1,323,861	275,866	197	928,975	70	232,245	235,317	605	215,257	219,369	80	10	245	138	1	384	19	365	-	384
2.1	Adaba	168,431	35,090	24	155,698	92	25,767	26,649	76	27,661	28,673	82	-	31	35		66	3	63		66
2.2	Gadab Hasasa	227,533	47,403	28	130,538	57	39,100	39,692	84	38,780	39,416	83	-	37	23		60		60		60
2.3	Kofale	207,339	43,195	41	155,667	75	38,886	39,385	91	38,103	38,614	89	-	35	26		61	1	60		61
2.4	Kokosa	175,184	36,497	24	87,458	50	33,891	33,947	93	33,947	34,063	93	1	21	27		48		48		48
2.5	Shashamene	239,258	49,907	37	234,869	98	39,514	39,888	80	35,353	36,276	73	1	57	16		73	3	70		73
2.6	Siraro	202,676	42,224	32	129,362	64	34,063	34,278	81	22,378	22,462	53	1	46	5		51	11	40		51
2.7	Wondo	103,440	21,550	11	35,383	34	21,024	21,478	100	19,035	19,865	92	-	18	6	1	25	1	24		25
3	Bale	845,848	176,218	219	566,126	67	128,325	130,279	74	111,189	115,250	65	1	262	136	1	399	83	316		399
3.1	Agarfa	124,522	25,942	22	61,003	49	20,804	20,476	79	19,962	19,992	77	-	32	15	1	48	5	43		48
3.2	Dawe Sarar	51,925	10,818	18	18,954	37	6,328	6,328	58	6,328	6,328	58	-	23	1		24	7	17		24
3.3	Dinsho	47,444	9,884	10	35,735	75	7,043	7,373	75	3,374	5,883	60	-	8	12		20	4	16		20
3.4	Gindhiir	147,828	30,798	31	115,551	78	28,202	28,202	92	28,202	28,202	92	-	60	23		83	27	56		83
3.5	Gooroo	101,081	21,059	28	80,820	80	13,288	13,388	64	10,377	10,377	49	-	27	13		40	7	33		40
3.6	Gura Dhamole	34,995	7,291	15	24,592	70	3,886	5,031	69	1,859	2,528	35	-	27	2		29	11	18		29
3.7	Lega Hidha	75,450	15,719	27	38,789	51	3,159	3,159	20	805	805	5	-	32	5		37	4	33		37
3.8	Raayitu	40,316	8,399	19	18,316	45	5,928	6,062	72	4,842	4,976	59	-	17	18		35	10	25		35
3.9	Sawweenaa	79,685	16,601	29	44,929	56	12,949	13,533	82	9,748	10,332	62	-	25	17		42	7	35		42
3.10	Sinaana	142,602	29,709	20	127,437	89	26,738	26,727	90	25,692	25,827	87	1	11	30		41	1	40		41
4	Borena	704,170	169,997	157	565,033	80							-	195	137	0	332	99	228	5	332
4.1	Arero	49,500	8,409	21	23,533	48							-	26	25		51	22	28	1	51
4.2	Bule Hora	322,787	67,973	45	234,689	73							-	73	7		80	16	63	1	80
4.3	Dhas	28,286	6,259	11	28,286	100							-	13	24		37	17	19	1	37
4.4	Gelana	86,289	17,775	17	71,559	83							-	36	4		40	15	25		40
4.5	Moyale	37,470	32,293	21	36,000	96							-	16	19		35	2	33		35
4.6	Teltelle	78,030	15,959	21	59,175	76							-	19	25		44	16	28		44
4.7	Yabello	101,808	21,331	21	88,787	87							-	12	33		45	11	32	2	45
5	Guji	1,053,864	219,555		760,939	72					178,160	51		369	81	9	459	67	384	8	459
5.1	Anna Sora	113,899	23,729		99,999	88					22,048	93		44	9	3	56	3	50	3	56
5.2	Hambella Wamena	134,390	27,998		58,721	44					24,646	88		56	11	1	68	4	63	1	68
5.3	Liben	83,688	17,435		67,419	81					10,467	60		30	16	1	47	18	28	1	47



One WASH National Program – CWA 2007 Annual Report

S. No.	Basic Data				Water supply Access Rate		HH access to basic latrine (100%)			HH access to standard latrine (84%)				School Access to Water Supply				School Access to Latrine Facility			
	Name of Zone/Woreda	Population	Total No Of HH (D)	Total No of Kebele(E)	Woreda pop. accessed to potable Water Supply	% of pop accessed to potable Water Supply	Existing basic latrine	Total HH access to basic latrine	% coverage of basic latrine	Existing standard latrine	Total HH access to standard latrine	% coverage of standard latrine	Total no of ODF Kebele (AQ)	Unavailable	Available	Not Reported	Grand Total	Unavailable	Available	Not Reported	Grand Total
5.4	Oddo Shakkiso	115,853	24,136		109,666	95					24,298	101		50	8		58	6	52		58
5.5	Kercha	274,277	57,141		187,766	68					44,501	78		68	11	1	80	4	76		80
5.6	Sebba Boru	116,486	24,268		42,558	37					15,400	63		61	3	3	67	23	43	1	67
5.7	Uraga	215,270	44,848		194,810	90					36,800	82		60	23		83	9	72	2	83
6	East Hararghe	1,867,481	373,496	541	1,249,636	67	249,107	267,756	41	74,699	76,534	20	-	612	101	-	713	251	461	1	713
6.1	Baabile	115,068	23,014	20	94,213	82	6,834	7,404	32	4,603	5,013	22		31	8		39	6	33		39
6.2	Baddanno	288,572	57,714	40	105,808	37	37,484	40,608	70	11,543	11,571	20		89	22		111	36	75		111
6.3	Cinaksan	106,342	21,268	48	104,928	99	14,974	16,222	76	4,254	4,344	20		53	2		55	12	43		55
6.4	Fadis	136,622	27,324	18	78,319	57	17,955	19,451	71	5,465	5,470	20		55	5		60	27	33		60
6.5	Gorogutu	174,426	34,885	28	95,641	55	23,708	25,684	74	6,977	7,018	20		76	11		87	24	63		87
6.6	Gurawa	289,588	57,918	45	168,451	58	54,931	57,397	99	11,584	12,443	21		96	13		109	50	58	1	109
6.7	Haramayaa	281,259	56,252	35	222,209	79	26,970	29,218	52	11,250	11,333	20		57	6		63	22	41		63
6.8	Kombolcha	170,140	34,028	19	156,052	92	16,802	18,202	53	6,806	6,846	20		33	7		40	5	35		40
6.9	Kurfacale	71,362	14,272	18	41,830	59	11,464	12,420	87	2,854	2,865	20		28	8		36	18	18		36
6.10	Qarsa	206,932	41,386	35	181,205	88	35,872	38,861	94	8,277	8,515	21		81	19		100	40	60		100
6.11	Qumbi	27,170	5,434	14	980	4	2,113	2,289	42	1,087	1,117	21		13			13	11	2		13
7	West Hararghe	1,305,831	272,049	300	793,080	61	123,210	124,983	49	107,067	109,753	41	17	413	65	2	480	96	381	3	480
7.1	Boke	130,630	27,215	23	56,504	43	9,605	9,892	35	9,774	10,162	37		39	4		43	11	32		43
7.2	Burka Dintu	52,029	10,839	24	20,962	40	6,074	6,011	56	6,220	6,315	58	4	38			38	17	21		38
7.3	Chiro Rural	204,309	42,564	39	184,947	91	18,942	19,337	45	16,162	16,648	39	2	54	8		62	7	54	1	62
7.4	Darolebu	180,641	37,634	39	94,185	52	12,531	12,779	33	8,517	8,864	24		49	17		66	12	54		66
7.5	Doba	161,495	33,645	41	86,122	53	27,547	27,715	82	19,775	20,073	60		65	5		70	3	67		70
7.6	Guba Koricha	147,488	30,727	30	73,203	50	12,344	12,565	40	12,371	12,696	41		40	8	2	50	8	40	2	50
7.7	Hawi gudina	59,837	12,466	32	34,478	58	8,174	8,245	66	6,017	6,120	49	3	47	2		49	24	25		49
7.8	Oda Bultum	190,324	39,651	39	121,812	64	13,191	13,449	33	13,272	13,598	34		44	9		53	11	42		53
7.9	Tullo	179,078	37,308	33	120,866	67	14,802	14,990	40	14,959	15,277	41		37	12		49	3	46		49
8	Illubabor	684,328	143,092	239	565,878	83	128,874	138,210	97	84,556	117,205	36	14	237	89	1	327	20	305	2	327
8.1	Becho	44,749	9,323	17	34,149	76	8,110	9,227	99	4,864	7,579	81	-	20	13		33	4	29		33
8.2	Bedele	93,414	19,461	41	68,085	73	16,095	19,377	100	10,756	16,711	86	-	24	22		46	1	45		46
8.3	Bilo Nopha	34,914	7,274	16	32,015	92	7,181	5,874	81	3,880	5,678	78	3	18	3		21	4	17		21
8.4	Chewaqa	67,605	14,084	28	61,055	90	11,190	13,591	96	10,139	11,551	82	-	19	9		28	3	25		28
8.5	Darimu	175,010	36,460	46	132,669	76	35,231	35,596	98	17,813	32,113	88	-	59	8		67	3	64		67



One WASH National Program – CWA 2007 Annual Report

S. No.	Basic Data				Water supply Access Rate		HH access to basic latrine (100%)			HH access to standard latrine (84%)				School Access to Water Supply				School Access to Latrine Facility			
	Name of Zone/Woreda	Population	Total No Of HH (D)	Total No of Kebele(E)	Woreda pop. accessed to potable Water Supply	% of pop accessed to potable Water Supply	Existing basic latrine	Total HH access to basic latrine	% coverage of basic latrine	Existing standard latrine	Total HH access to standard latrine	% coverage of standard latrine	Total no of ODF Kebele (AQ)	Unavailable	Available	Not Reported	Grand Total	Unavailable	Available	Not Reported	Grand Total
8.6	Didu	39,403	8,209	17	36,289	92	7,305	7,919	96	5,336	7,826	95	-	15	7	1	23	1	21	1	23
8.7	Doreni	44,135	9,195	12	32,019	73	8,230	9,117	99	4,787	5,791	63	-	14	3		17		17		17
8.8	Hurumu	46,032	10,114	15	42,706	93	9,416	9,961	98	8,175	8,902	88	1	22	4		26	2	24		26
8.9	Mettu	74,496	15,520	29	70,030	94	13,488	14,852	96	9,473	10,924	70	1	26	11		37	1	36		37
8.10	Yayo	64,570	13,452	18	56,861	88	12,628	12,696	94	9,333	10,130	75	-	20	9		29	1	27	1	29
9	Jimma	915,483	190,726	172	640,072	70	178,005	178,369	93	153,035	153,617	83	69	169	137	3	309	6	300	3	309
9.1	Dedo	338,595	70,541	56	239,515	71	65,490	65,556	93	50,681	50,912	72	4	58	48	1	107	3	104		107
9.2	Limmu Seka	160,084	33,351	40	112,859	70	30,231	30,351	91	24,020	24,176	72	1	37	28	1	66	2	62	2	66
9.3	Seka Chekorsa	251,171	52,327	36	175,067	70	51,008	51,096	98	49,296	49,362	94	6	36	37		73	1	72		73
9.4	Sokoru	165,633	34,507	40	112,631	68	31,276	31,366	91	29,038	29,167	85	1	38	24	1	63		62	1	63
10	East Shewa	1,045,225	160,934	165	981,649	94	129,854	132,124	55	64,584	66,132	44	27	309	194	4	507	58	441	8	507
10.1	Adama	173,372	36,119	44	159,464	92	35,019	35,373	98	23,700	24,054	67	-	44	34	2	80	11	67	2	80
10.2	Ada'aa	156,703	25,357	-	151,651	97	22,261	22,517	89	13,744	14,000	55	-	43	14		57	7	49	1	57
10.3	Adami Tullu Jiddo K.	191,523	39,901	47	180,491	94	22,633	22,881	57	15,236	15,849	40	-	64	23		87	11	76		87
10.4	Bora	72,179	-	-	62,408	86	-	-	-	-	-	-	17	21	23		44	6	37	1	44
10.5	Dugda	179,137	37,350	39	174,823	98	34,602	35,882	96	1,559	1,624	4	10	43	39	1	83	9	71	3	83
10.6	Fantale	73,611	-	-	67,435	92	-	-	-	-	-	-	-	23	14	1	38	4	34		38
10.7	Liban	92,203	-	-	84,566	92	-	-	-	-	-	-	-	31	20		51	5	46		51
10.8	Lume	106,498	22,207	35	100,811	95	15,339	15,471	70	10,345	10,605	48	-	40	27		67	5	61	1	67
11	Finfinne Zuriya	577,389	120,290	150	448,169	78	75,791	83,499	76	82,186	88,289	79	7	193	97	0	290	68	220	2	290
11.1	Barak	98,235	20,466	22	81,908	83	10,220	10,335	50	9,841	12,171	59	2	36	15		51	4	47		51
11.2	Akaki	74,523	15,526	28	53,523	72	10,050	11,849	76	11,249	12,003	77	1	35	13		48	7	41		48
11.3	Muloo	42,764	8,909	9	33,059	77	6,250	6,645	75	6,610	7,525	84	-	17	10		27	8	19		27
11.4	Sebeta Hawas	118,744	24,738	41	89,758	76	11,000	15,113	61	17,795	19,637	79	1	35	13		48	15	33		48
11.5	sululta	141,379	29,454	26	100,026	71	23,920	24,561	83	22,366	22,571	77	1	42	34		76	22	54		76
11.6	Walmaraa	101,744	21,197	24	89,895	88	14,351	14,996	71	14,325	14,382	68	2	28	12		40	12	26	2	40
12	North Shewa	632,770	131,827	121	506,704	80	112,371	112,371	83	106,781	106,781	78	15	220	81	0	301	52	249	0	301
12.1	Dara	218,977	45,620	34	144,308	66	37,777	37,777	83	37,777	37,777	83	-	76	14		90	31	59		90
12.2	Girar Jarso	80,938	16,862	17	68,263	84	15,084	15,084	89	15,084	15,084	89	8	35	12		47	5	42		47
12.3	Kuyu	148,239	30,883	25	132,486	89	26,498	26,498	86	22,544	22,544	73	-	47	15		62	5	57		62
12.4	Wucaale	118,140	24,613	27	99,497	84	20,464	20,464	83	18,828	18,828	76	-	33	27		60	10	50		60
12.5	Yayya Gulale	66,476	13,849	18	62,150	93	12,548	12,548	91	12,548	12,548	91	-	29	13		42	1	41		42
13	South West	460,894	112,128	130	379,672	82	225,800	102,076	201	78,139	102,076	91	9	119	78	2	199	26	173		199



One WASH National Program – CWA 2007 Annual Report

S. No.	Basic Data				Water supply Access Rate		HH access to basic latrine (100%)			HH access to standard latrine (84%)				School Access to Water Supply				School Access to Latrine Facility			
	Name of Zone/Woreda	Population	Total No Of HH (D)	Total No of Kebele(E)	Woreda pop. accessed to potable Water Supply	% of pop accessed to potable Water Supply	Existing basic latrine	Total HH access to basic latrine	% coverage of basic latrine	Existing standard latrine	Total HH access to standard latrine	% coverage of standard latrine	Total no of ODF Kebele (AQ)	Unavailable	Available	Not Reported	Grand Total	Unavailable	Available	Not Reported	Grand Total
	Shewa																			-	
13.1	Ameya	147,609	30,752	36	102,162	69	29,423	29,423	96	22,370	29,423	96	-	32	18	1	51	8	43		51
13.2	Ilu	75,543	15,738	18	62,545	83	14,353	14,353	91	12,052	14,353	91	-	10	16		26	2	24		26
13.3	Saden Soddo	83,624	17,422	21	62,424	75	13,507	13,507	78	7,989	13,507	78	-	24	13		37	9	28		37
13.4	Soddo Dachi	52,803	11,001	18	34,529	65	8,860	8,860	81	4,808	8,860	81	-	30	3		33	7	26		33
13.5	Woliso	101,314	37,215	37	81,281	80	35,933	35,933	97	30,920	35,933	97	2	23	28	1	52		52		52
14	West Shewa	1,148,452	239,261	291	923,807	80	160,848	162,627	68	159,069	160,848	67	-	289	139	0	428	40	387	1	428
14.1	Abuna Gindeberet	131,761	27,450	41	103,495	79	21,826	21,918	80	21,734	21,826	80	-	48	4		52	6	46		52
14.2	Ambo	130,468	27,181	33	107,665	83	13,213	13,346	49	13,080	13,213	49	-	33	14		47	4	43		47
14.3	Dendi	210,893	43,936	48	178,349	85	26,781	27,417	62	26,145	26,781	61	-	34	32		66	5	61		66
14.4	Ilu Gelan	74,176	15,453	17	59,320	80	13,047	13,114	85	12,980	13,047	84	-	15	14		29	2	26	1	29
14.5	Jibat	87,318	18,191	23	68,956	79	17,097	17,279	95	16,915	17,097	94	-	27	9		36	4	32		36
14.6	Meta Robi	169,639	35,341	41	130,405	77	20,595	20,745	59	20,445	20,595	58	-	34	27		61	7	54		61
14.7	Mida Qanyi	95,970	19,994	24	75,589	79	7,296	7,349	37	7,243	7,296	36	-	25	9		34	2	32		34
14.8	Nonno	101,783	21,205	33	79,403	78	14,487	14,899	70	14,075	14,487	68	-	40	1		41	4	37		41
14.9	Tokke Kutaye	146,444	30,509	31	120,625	82	26,506	26,560	87	26,452	26,506	87	-	33	29		62	6	56		62
15	East Wollega	676,951	141,033	153	610,274	90	115,012	129,360	82	91,458	94,371	61	-	157	169	1	327	24	300	3	327
15.1	Diga	81,320	16,942	24	75,112	92	14,040	14,192	84	8,185	8,185	48		24	13		37	1	36		37
15.2	Gudeya Bila	66,613	13,878	15	58,760	88	11,868	11,760	85	6,898	6,898	50		8	21		29	2	27		29
15.3	Guto Gida	108,106	22,522	22	101,582	94	21,906	21,991	98	14,745	16,745	74	-	24	13		37	3	34		37
15.4	Kiramu	66,853	13,928	18	46,488	70	11,088	11,239	81	11,353	11,353	82		15	15		30	4	26		30
15.5	Nunnu Qumba	78,541	16,363	21	71,804	91	10,491	10,523	64	6,387	6,387	39		13	19		32	3	29		32
15.6	Sibu Sire	124,304	25,897	22	111,949	90	23,307	23,344	90	15,987	16,878	65		13	48		61	2	59		61
15.7	Sasiga	97,521	20,317	32	93,862	96	17,807	17,869	88	10,132	10,144	50		15	26	1	42	6	33	3	42
15.8	Wama Hagelo	59,043	12,301	11	53,830	91	10,062	10,109	82	8,511	8,521	69		26	7		33		33		33
15.9	Wayyu Tuka	75,970	15,827	12	71,999	95	8,483	8,333	53	9,260	9,260	59		19	7		26	3	23		26
16	H/G/Wollega	328,564	68,452	102	274,600	84	65,199	67,335	97	32,740	38,051	54	11	121	45	0	166	28	138	0	166
16.1	Abe Dongoroo	80,924	16,860	22	72,852	90	16,523	16,603	98	8,371	8,574	51	3	27	9		36	2	34		36
16.2	Amuru	65,332	13,611	23	53,598	82	12,776	13,054	96	6,594	6,829	50	2	31	8		39	11	28		39
16.3	Hababo Guduru	54,819	11,421	13	46,860	85	11,343	11,421	100	8,390	8,468	74	-	18	6		24	6	18		24
16.4	Jardega Jarte	59,493	12,394	24	49,592	83	11,898	12,091	98	3,098	6,386	52	3	21	15		36	5	31		36
16.5	Jimmaa Rare	67,996	14,166	20	51,698	76	12,659	14,166	100	6,287	7,794	55	3	24	7		31	4	27		31
17	Kellem	693,225	144,422	191	452,827	65	142,480	143,251	99	118,448	120,062	85	4	112	192	0	304	11	292	1	304



One WASH National Program – CWA 2007 Annual Report

S. No.	Basic Data				Water supply Access Rate		HH access to basic latrine (100%)			HH access to standard latrine (84%)				School Access to Water Supply				School Access to Latrine Facility			
	Name of Zone/Woreda	Population	Total No Of HH (D)	Total No of Kebele(E)	Woreda pop. accessed to potable Water Supply	% of pop accessed to potable Water Supply	Existing basic latrine	Total HH access to basic latrine	% coverage of basic latrine	Existing standard latrine	Total HH access to standard latrine	% coverage of standard latrine	Total no of ODF Kebele (AQ)	Unavailable	Available	Not Reported	Grand Total	Unavailable	Available	Not Reported	Grand Total
	Wollega																				
17.1	Anfillo	93,835	19,549	25	51,501	55	19,018	19,086	98	17,104	17,267	88	-	18	23		41	1	40		41
17.2	Dale sedi	89,664	18,680	28	56,795	63	18,149	18,327	98	16,783	17,036	91	-	15	26		41	1	40		41
17.3	Dale Wabera	127,422	26,546	29	83,736	66	26,503	26,612	100	23,042	23,192	87	2	21	34		55		55		55
17.4	Gawo Kebe	78,868	16,431	30	49,522	63	16,413	16,407	100	13,260	13,505	82	-	9	35		44	3	41		44
17.5	Gidami	104,050	21,677	30	69,265	67	21,526	21,619	100	18,889	19,135	88	-	17	25		42	3	38	1	42
17.6	Lallo Kile	59,145	12,322	23	30,376	51	11,990	12,183	99	10,800	10,825	88	-	6	22		28	2	26		28
17.7	Seyo	140,241	29,217	26	111,632	80	28,881	29,017	99	18,570	19,102	65	-	26	27		53	1	52		53
18	West Wollega	834,317	172,277	273	706,269	85	170,727	170,836	99	154,305	159,040	93	-	122	284	-	406	39	366	1	406
18.1	Ayiraa	61,077	12,160	15	43,359	71	12,051	12,059	99	11,008	11,093	91	-		30		30	1	29		30
18.2	Bojji Choqorsa	58,964	12,359	21	52,888	90	12,248	12,255	99	10,421	10,544	85			31		31	3	28		31
18.3	Boji Dirmajji	52,464	10,999	17	47,356	90	10,900	10,908	99	10,446	10,895	99		1	29		30	5	25		30
18.4	Gimbi	91,060	18,865	32	84,447	93	18,695	18,709	99	18,229	18,480	98		8	34		42	2	40		42
18.5	Gulliso	85,059	17,836	25	72,987	86	17,675	17,686	99	16,432	16,649	93		2	42		44	4	40		44
18.6	Haaruu	81,535	16,295	26	73,718	90	16,148	16,160	99	15,035	15,583	96		8	27		35	7	28		35
18.7	Hoomaa	29,863	8,551	10	27,146	91	8,474	8,478	99	6,807	7,192	84		3	10		13	1	12		13
18.8	Lallo Assabi	92,284	19,350	27	85,283	92	19,176	19,189	99	18,435	18,742	97		12	27		39	4	35		39
18.9	Najjo B.	143,256	26,776	49	116,834	82	26,535	26,550	99	21,177	22,221	83		47	23		70	4	66		70
18.10	Sayyo Nole	91,716	19,223	33	60,317	66	19,050	19,063	99	17,291	18,223	95		21	25		46	6	39	1	46
18.11	Yubdo	47,039	9,863	18	41,934	89	9,774	9,778	99	9,025	9,419	95		20	6		26	2	24		26
	Grand Total	16,569,338	3,419,879	3,401	12,447,579	75	2,237,847	2,395,813	70	1,633,513	2,095,636	61	184	4,533	2,312	26	6,871	1,031	5,799	41	13,734



One WASH National Program – CWA 2007 Annual Report

9.5.9. Region:- Harrari

No.	Name of Wereda Under CWA	Current Population	Access Rate In		Number of Kebele		Number of Schools			Number of Health Facilities			Non Functional ity RWS
			WS	Sanitation	Total	ODF	Total	W/O WS	W/O Latrine	Total	W/O WS	W/O Latrine	
1.	Harari Region												
1.1	Wereda Covered by CWA		3	3	17								
1.2	Sofi	60,099	84	75	7	3	18	13	8	11	7	6	24
1.3	Erer	39,882	74	52	4	1	9	6	3	7	5	1	27
1.4	Dereteyara	53,687	72	84	6	4	9	5	4	10	6	4	39
	Regional Total									28			

9.5.10. Region: - Gambella

No	Name of woreda covered under CWA	Zone	Current Population	Access rate in %		Number of kebeles	ODF	Number of Schools			Number of Health Facility			NON-functionality Rate -RWS
				WS	Sanitation			Total	w/o WS	w/o Latrine	Total	w/o WS	w/o Latrine	
1	Region		329015	60.7	39	121	5							
1.1	Woredas covered by CWA		Woredas											
1	Akobo	Nuer	34555	2.9	1	20	0	22	22	18	1	1	0	0%
2	Jor	Agnuwaha	12538	66	60	14	0	18	13	12	6	4	2	7.50%
3	Mengeshi	Majang	29384	55.7	2	17	5	19	16	16	17	15	5	8.50%
4	Dimma	Agnuwaha	8468	100	45	16	0	19	18	14	10	6	2	11.10%
5	Lare	Nuer	25209	91.6	3	26	0	30	25	13	10	3	3	13.40%
6	Wantowa	Nuer	26013	92.8	11	19	0	17	11	13	8	4	2	7.80%
1.2	Towns Covered by CWA													
1	Kwachtang	Nuer	5000	70	3	2	N/A	5	3	2	1	1	0	
2	Pugnudo	Agnuwaha	8208	84.2	22	4	N/A	3	1	1	1	0	0	
3	Dimma	Agnuwaha	3019	100	49	2	N/A	1	1	1	1	0	0	
4	Itang	special woreda	8554	58.4	7	1	N/A	10	3	4	2	1	1	



One WASH National Program – CWA 2007 Annual Report

9.6. Annex 6. Detailed procurement status table

Category of procurement	#	Region name	Wash Bureau	Activity	Procurement method	Current status	Remark
Works	1	Amhara	Water	19 towns & 19 RPS	NCB	under construction and under bid process	
	2	Harari	Water	Drilling of Boreholes and Shallow wells	DC	Completed	Drilled by own Force
	3	Oromiya	Water	Drilling and construction of 278 SHW and 30 DW	NCB	263 SHW & 30 DW agreement signed on 19 March 2015	Work mostly completed
	4			Drilling and Construction of 30 Deep wells in 20 small towns, tender documents were prepared and under sales	NCB	Under Contract	
	5			Civil work construction of 13 RPS	NCB	12 RPS under contract work on progress	Contract Signed 26 may 2015
	6			Drilling and construction of 96 shallow Wells	NCB	69 contract signed 27 to be re-bid	
	7			Drilling and construction of 33 SHW and 30 DW	NCB	Bid document ready and IFB sent to press Agency	
	8	SNNP	Water	Drilling and construction of Ten Deep Wells in different woredas	NCB	Bid floated	
	9			Jemjemo small civil works, Wonago Woreda	NCB	Bid floated	
	10			Arfaro Small Civil Works, Semen Ari Woreda	NCB	Bid floated	
	11	Somali	Education	Construction of latrines, MHM, construction of water supply schemes and waste disposal, Rehabilitation of water schemes	Price Quota	AI under construction	
	12		Health	12 Health facility Latrine construction	Selective competitive Bedding method		
	13			Rehabilitation of Sanitary facilities at primary Health care units.	Selective competitive Bedding moths		
	14			Construction of communal latrines for the 8	Selective competitive Bedding moths		
	15	Tigray	Health	Construction of 46 shallow wells in Health Centers	NCB	Construction started	3 woredas are completed 100%
	16			Construction of 34 public latrine in 26 program woredas & 8 small towns.	NS	70% of the works is completed	90% of the Capacity building is completed.
	17		Water	Drilling of shallow wells and supply & installation of Afredeve hand pump in Raya Azebo , Raya Alamata , S/ Samre woredas	NCB	Completed	
	18			Drilling of shallow wells and supply & installation of Afredeve hand pump in , Atsbi wemberta , Ganta Afeshum and	NCB	Completed	



One WASH National Program – CWA 2007 Annual Report

Category of procurement	#	Region name	Wash Bureau	Activity	Procurement method	Current status	Remark
				Hawzen woredas			
	19			Drilling of shallow wells and supply & installation of Afredeve hand pump in A/Tsimbla, Tselemti and Wolkayt woredas	NCB	Completed	
	20			Drilling of shallow wells and supply & installation of Afredeve hand pump in Kola Tembien , Ahferom and Weri Leke woredas	NCB	completed	
	21			Drilling of 2 deep wells at Raya Azebo	NCB	Completed	
	22			Drilling of 2 deep wells at Raya Alamata	NCB	Completed	
	23			Drilling of 2 deep wells at Ahferom	NCB	Completed	
	24			Drilling of 2 deep wells at A/Tsimbla	NCB	Completed	
	25			Drilling of 12 Deep borehole for Yechilla, Adihageray, Maykadra and Edaga Hamus towns	NCB	Completed	
	26			Drilling of shallow wells and supply & installation of hand pump in 6 Program Woredas (Tsegede, D/Temben, Na/Adet, Tsa/T/Enba, Alaje & Oflla)	NCB	One lot completed & one lot on going	
	27			Drilling of 12 Deep borehole for May kinetal & Sebeya, Nebelet Adinebried	NCB	Completed	
	28			Drilling of 10 Deep borehole for 10 program Woredas (Enderta, T/Abergele, Alaje, Oflla, D/Temben, S/T/Emba, Merebleke, T/Adyabo, L/Adyabo & Tsegede	NCB	two lot completed & two lot on going	
	29			Drilling of shallow wells and supply & installation of hand pump in 6 Program Woredas (Oflla, Raya Azebo, Raya Alamata, Alaje & Degua Tembien Woredas)	NCB	Three lots Completed one lot on going	
	30			Drilling of shallow wells and supply and installation of Afredeve hand pump in 4 program Woredas (Saesie Tsaeda Emba, Atsbi wonberta, Ganta Afeshum & Hawzen woredas)	NCB	Two lots completed & one lot on going	
	31			Drilling of shallow wells and supply & installation of hand pump in , Mereb Leke & Laelay May Chew woredas	NCB	Two lots Completed & one lot on going	
	32			Drilling of shallow wells and supply & installation of hand pump in, Adwa, KolaTembien, Ahferom, Medebay zana woredas	NCB	Three lots on going & one lot completed	



One WASH National Program – CWA 2007 Annual Report

Category of procurement	#	Region name	Wash Bureau	Activity	Procurement method	Current status	Remark
	33			Drilling of shallow wells and supply & installation of hand pump in ,Asgede tsimbla, Laelay Adyabo, Tselemti, Tsegede & Wolkait Woredas	NCB	On going	
	34			Drilling of 8 Deep borehole for 5 Program Woredas(Tanqua abergele, Enderta, Saesie saeda Emba, Laelay Adiyabo & Tsegede Woredas)	NCB	Completed	
	35			Construction of Rural pipe system (RPS) from spring sources in Seharti samre woreda	NCB	On going	
	36			Construction of Rural pipe system (RPS) from spring sources in Atsbi woreda	NCB	On going	
	37			Drilling of 70 shallow wells & supply and Installation of Hand pumps in 70 Schools	NCB	On going	
	38			Construction of water facilities at health institution (46 Shallow Wells) & supply and Instalation of hand pumps	NCB	On going	
	39	WRDF (Tigray region Adaydi Town)		Abaydi town WSSP	NCB	Award given and contract signed with contractor	
Goods	40	Amhara	Water	Office furniture & office equipment	Shopping & NCB	Completed	
	41	Harari	Water	Procurment of Pipe and Fittings , Srface Centrifugal Pump, Submersibel Pump , office Equipement , etc	NCB	Completed	
	42	Oromiya	Water	Procurement of Office furniture for Woredas	NCB	Budget transferred on 27 march 2015	
	43			Procurement of water quality Test Kits	NCB	Contract signed on 26 may 2015	To be delivered in 60 days
	44			Procurement of laboratory equipments	NCB	Contract signed on 26 may 2015	To be delivered in 60 days
	45			Procurement of Well Camera	NCB	contract signed on 25 may 2015	To be delivered in 60 days
	46			Hand tools for hand dug well	NCB	contract signed on 25 may 2015	To be delivered in 60 days
	47			Procurement of dewatering pumps	NCB	contract signed on 25 may 2015	To be delivered in 60 days
	48			Procurement of portable Generators	NCB	Waiting for “No Objection”	
	49			Procurement of 96 Desktop computer and 96 printers for Woredas and towns capacity building,	NCB	printers delivered to beklobet warehouse, Desktop computers Under contract	80 woredas and 16 small towns



One WASH National Program – CWA 2007 Annual Report

Category of procurement	#	Region name	Wash Bureau	Activity	Procurement method	Current status	Remark
	50			Procurement of Office rent and furniture	LS	Rented of Office, equipped the office with telephone service, internet service, furniture and equipments	
	51			Procurement of 80 Desktop computer and 80 printers for Woredas and towns capacity building,	NCB	Desktop computers & printers delivered to beklobet warehouse.	All 176 UPS left out after bidding twice
	52			Procurement of 350 Afridev Hand pumps and 250 Indian Mark II Hand Pumps	NCB	150 Afridev and 25 Indian Mark II Hand Pumps delivered to our warehouse and the remaining is ongoing.	
	53			Procurement of maintenance Tools		Bid under Evaluation, Opened on June 08, 2015	
	54			700 Afridev and 110 Indian Mark II Hand Pumps		Bid under Evaluation, Opened on June 22, 2015	
	55			Geophysics instrument	NCB	On the way of selling bid documents	
	56			Procurement of Surveying Equipments	NCB	On the way of selling bid documents	
	57	SNNP	Water	Dewatering Pump	NCB	Awarded	
	58			O & M Tools	NCB	On the bid evaluation process	
	59			Hand Pump	NCB	Will be float on next week	
	60			Portable generator	NCB	Will be floated next week	
	61			Desk top Computer and Printers	NCB	Signed the contract Agreement and left to deliver the Goods within the delivery schedule	
	62	Somali	Education	Purchase of T-shirts, Menstrual hygiene materials, office furniture's and laptops		All are purchased and distributed	
	63		Health	28 cameras	Direct shopping	1	
	64			24Support PHCUs through provision of infectious and non infectious wastes' collection and transportation automatic dust bins	Direct shopping	1	
	65			1 Procurement of bajach	Direct shopping	1	
	66			1 Procurement of one motor cycle for regional staff	Selective competitive Bedding moths	1	
	67			16 Procurement of the furniture's for the rural sanitation and hygiene program	Selective competitive Bedding moths	1	
	68			12 Procurement of desk top computers and printers	Selective competitive Bedding moths	1	
	69		Water	Supply of basic engine maintenance tools	NS	Delivered and distributed	
	70			Supply of water quality test kits	NS	Delivered and distributed	
	71			Supply of hand pump	NS	Delivered and distributed	
	72			Supply of construction material for 8 town	NS	Delivered and distributed	
	73	Tigray	Education	1) 30 desk top computers	NCB	-Completed	
	74			2) 26 printers	NCB	-on process	
	75			3) 2 Digital cameras	NCB	-Completed	



One WASH National Program – CWA 2007 Annual Report

Category of procurement	#	Region name	Wash Bureau	Activity	Procurement method	Current status	Remark
	76		Health	Laptops, desktops & digital cameras procured	NS	Distributed to members of PMU	All functional
	77		Water	Stationary (photo copy ink), Stationary (printer ink & A3 paper), Laptop Battery	Performa	Completed	
	78			143hand pump and their accessories	NCB	Completed	
	79			137hand pump and their accessories	NCB	Completed	
	80			Procurement of office furniture	Performa	Completed	
	81			server rack	Performa	Completed	
	82			fittings for selekleka town	Performa	Completed	
	83			Inner tube & spare parts	Performa	Completed	
	84			Car decor	Performa	Completed	
Consultancy	85	Amhara	Water	WWC & TWC	NCB	WWC RFP evaluation completed & TWC expression of interest are completed and both are sent to MoWIE for No Objection	
	86	Harari	Water	WWC	LCB	Under Going	
	87	Oromiya	Water	procurement of consultancy Services for 140 Woredas and 36 towns	NCB	WWC 140 short list under “No Objection” , 20 Towns technical evaluation completed under combined technical & financial evaluation. 16 Towns RFP distributed for firms and it will be open on 26th June 2015	
	88			Recruitment of support staff (4 technical specialists & 1 procurement specialist)		Recruitment completed	
	89			Recruitment of support staff (senior sociologist & procurement specialist)		Vacant position was advertised and selection On process	
	90	SNNP	Water	WWC	QCBS	Technical proposals are opened and left to start the technical proposal evaluation	
	91			UWC 1st round	QCBS	Technical proposals are opened and left to start the technical proposal evaluation	
	92			UWC 2nd Round	QCBS	RFP are distributed to all short listed firms.	
	93	Somali	Education	WIF,POM, school sanitation and hygiene manuals are under translations and printing			
	94	Tigray	Health	Employment of 3 PMU staffs	NS	100% completed	Fully employed
	95		Water	Woreda wash consultants hiring (rural)	NCB	On progress	
	96			Consultants hiring (URBAN)	NCB	On progress	
	97	WRDF (Gambella region Gambella Town)		Consultant procurement to conduct Gambella Town Feasibility study	NCB	RFP preparation to employ a consultant to conduct feasibility study and detail design for Gambella town WSSP	
Goods	98	SNNP	Health	1The procurement process at regional level is on bidding process at completion phase	NCB	Bidding unit cost is identified and is provided for bid approving committee final decision	



One WASH National Program – CWA 2007 Annual Report

Category of procurement	#	Region name	Wash Bureau	Activity	Procurement method	Current status	Remark
Consultancy	99			3 Hired PMU staffs	Contract	3	1 Junior financial management expert is hired at the end of June 2015
Works	100	Afar	Water	Procurement of 21 Deep Wells Drilling and Constructions in 11 Woredas in 11 different packages	NCB	None	
	101			Procurement of CCW for Menafesha RPS in Yalo Woreda	NCB	No Objection requested	
	102			Procurement of CCW of 16 RPS in 10 Woredas in 10 different packages	NCB	4 sites study and design completed and final review is under way	
	103			Procurement of 4 different packages of supply and installation of Riser Pipes and water tankers and installation of EME for on spot water supply in 4 kebeles	NS	None	As there are no boreholes drilled
	104			Procurement of maintenance works for ISI for two	NCB	None	
	105			Procurement of maintenance works for ISI for two	NS	None	
	106			Procurement of 4 deep wells in four towns in 2 different packages	NCB	None	
	107			Procurement of CCW for 4 towns (Chifra, Dichiot, Berahle and Kuneba) in four different packages	NCB	None	
Goods	108	Afar	Water	Procurement of Office furniture and equipment for PMU	NS	None	
	109			Procurement of 5 set of pumps and generators for five woredas	NCB	None	
	110			Procurement of Office furniture and equipment for 11 woredas WWTs	NS	None	
	111			Procurement of 11 set of operation and maintenance tools for 11 woredas	NS	None	
	112			Procurement of Office furniture and equipment for 4 town's utilities	NS	None	
Consultancy	113	Afar	Water	Contract renewal for six existing PMU staff	IC	Completed	
	114			Deployment/hiring of 2 new PMU staffs (hydro geologist and M&E specialist)	IC	M & Specialist hired	
	115			Deployment/hiring of 3 new PMU staffs (environmental, contract administration and technical specialists)	IC	Environmental specialist hired	
	116			Deployment/hiring of one Procurement Specialist	IC	Deployed	



One WASH National Program – CWA 2007 Annual Report

Category of procurement	#	Region name	Wash Bureau	Activity	Procurement method	Current status	Remark
	117			Consultancy Services for TA to 5 Woredas for the Preparation and Implementation of Woreda RWSSHP subcomponent	QCBS	Evaluation for Technical proposal is being done	
	118			Consultancy Services for TA to 6 for the Preparation and Implementation of Woreda RWSSHP subcomponent	QCBS	No objection for evaluation report of EOI and Draft RFP is requested	
	119			Employment of 11 CFTs (3 members for each CFT's and 1 CFT in each of the eleven woredas) - Employment will be done by each woreda WWT	IC	None	
	120			Consultancy Services for Capacity Building of boards & utilities, feasibility study, design and construction supervision (for 2 towns - Chifra and Berahle) by TC	QCBS	- No objection for evaluation report of EOI secured - preparation of RFP is being done	
	121			Consultancy Services for Capacity Building of boards & utilities, feasibility study, design and construction supervision (for 2 towns - Diciototo and Kuneba) by TC	QCBS	- evaluation of EOI is being done - preparation of RFP is being	

9.7. Annex 7. Summary of contract register (draft)

No	Category of contract	Name of contract	Description	Date of signing of contract	Duration of contract	Value of contract	Physical progress of contract (%age)	Financial progress of contract		Remark
								Amount paid so far	% age	
WRDF										
1.	Works	Water supply system construction	Water works, supply and installation of pipes and fittings and electromechanical equipments	01/06/2015	270 days	Birr10,177,153.13	-	-	-	Preparation is undertaken to effect the transfer to the Bureau
Amhara Water Bureau										
2.	Works	Balchi Town	Civil work, Supply and Installation of Pipes, Fittings and Electromechanical works	March 9, 2015	15 months	ETB 39,946,468.06	35	4,016,859.5	10.05	
3.	Works	Kunzila Town	Civil work, Supply and Installation of Pipes, Fittings and Electromechanical works	March 16, 2015	6 months	ETB 6,623,558.69	40	2,978,928.7	44.98	
4.	Works	Essey Debr Town	Civil work, Supply and Installation of Pipes, Fittings and Electromechanical works	March 16, 2015	6 months	ETB 1,969,503.90	40	687,021.2	34.9	
5.	Works	Gelesot RPSs	Civil work, Supply and Installation of Pipes, Fittings and Electromechanical works	May 9, 2015	9 months	ETB 14,887,832.09	10			
6.	Works	Bohoro RPSs	Civil work, Supply and Installation of Pipes, Fittings and Electromechanical works	May 4, 2015	8 months	ETB 12,470,631.54	10			
7.		Debrezeit RPS	Civil work, Supply and Installation of Pipes,				20			



One WASH National Program – CWA 2007 Annual Report

No	Category of contract	Name of contract	Description	Date of signing of contract	Duration of contract	Value of contract	Physical progress of contract (%age)	Financial progress of contract		Remark
								Amount paid so far	% age	
	Works		Fittings and Electromechanical works	April 28, 2015	8 months	ETB 7,854,923.28				
8.	Works	Lalibela RPSs	Civil work, Supply and Installation of Pipes, Fittings and Electromechanical works	April 24, 2015	8 months	ETB 6,262,669.28	35	678,107.9	10.82	
9.	Works	Amarit RPSs	Civil work, Supply and Installation of Pipes, Fittings and Electromechanical works	April 24, 2015	6 months	ETB 5,847,338.21	15			
10.	Works	Boya RPSs	Civil work, Supply and Installation of Pipes, Fittings and Electromechanical works	April 28, 2015	8 months	ETB 3,514,335.18	10			
11.	Works	Taymen RPS	Civil work, Supply and Installation of Pipes, Fittings and Electromechanical works	April 28, 2015	6 months	ETB 2,714,207.00	10			
12.	Works	Bora town	Civil work, Supply and Installation of Pipes, Fittings and Electromechanical works	June 8, 2015	12 months	ETB 17,089,124.49	15			
13.	Works	Leguama town	Civil work, Supply and Installation of Pipes, Fittings and Electromechanical works	May 27, 2015	11 months	ETB 10,504,473.84	15			
14.	Works	Kimr Dingay Town	Civil work, Supply and Installation of Pipes, Fittings and Electromechanical works	May 26, 2015	11 months	ETB 6,857,733.90	25			
15.	Works	Addis Alem RPSs	Civil work, Supply and Installation of Pipes, Fittings and Electromechanical works	May 27, 2015	12 months	ETB 10,840,240.00	10			
16.	Works	Checheho RPSs	Civil work, Supply and Installation of Pipes, Fittings and Electromechanical works	June 2, 2015	8 months	ETB 10,572,082.29	10			
17.	Works	Memhir Ager RPS	Civil work, Supply and Installation of Pipes, Fittings and Electromechanical works	June 8, 2015	12 months	ETB 6,905,151.25	10			
18.	Works	Ajja RPSs	Civil work, Supply and Installation of Pipes, Fittings and Electromechanical works	June 11, 2015	10 months	ETB 4,515,676.60	10			
19.	Works	Kuy Town	Civil work, Supply and Installation of Pipes, Fittings and Electromechanical works	June 2, 2015	10 months	ETB 9,449,226.62	15			
20.	Works	Woyn wuha town	Civil work, Supply and Installation of Pipes, Fittings and Electromechanical works	June 24, 2015	8 months	ETB 7,012,741.40	15			
21.	Works	Robit RPS	Civil work, Supply and Installation of Pipes, Fittings and Electromechanical works	June 29, 2015	7 months	ETB 3,222,056.29	10			
22.	Works	Enewond	Civil work, Supply and Installation of Pipes, Fittings and Electromechanical works	On Bid Evaluation Process	15 months	On Bid Evaluation Process				
23.	Works	Gore Bella	Civil work, Supply and Installation of Pipes, Fittings and Electromechanical works	On Bid Evaluation Process	12 months	On Bid Evaluation Process				
24.	Works	Dejen	Civil work, Supply and Installation of Pipes, Fittings and Electromechanical works	On Bid Evaluation Process	11 months	On Bid Evaluation Process				



One WASH National Program – CWA 2007 Annual Report

No	Category of contract	Name of contract	Description	Date of signing of contract	Duration of contract	Value of contract	Physical progress of contract (%age)	Financial progress of contract		Remark
								Amount paid so far	% age	
25.	Works	Sillare	Civil work, Supply and Installation of Pipes, Fittings and Electromechanical works	On Bid Evaluation Process	10 months	On Bid Evaluation Process				
26.	Works	Humo	Civil work, Supply and Installation of Pipes, Fittings and Electromechanical works	On Bid Evaluation Process	10 months	On Bid Evaluation Process				
27.	Works	Tuche	Civil work, Supply and Installation of Pipes, Fittings and Electromechanical works	On Bid Evaluation Process	9 months	On Bid Evaluation Process				
28.	Works	Wosen Korkur	Civil work, Supply and Installation of Pipes, Fittings and Electromechanical works	On Bid Evaluation Process	9 months	On Bid Evaluation Process				
29.	Works Drilling	26 Shallow Well	Shallow Well Drilling	June 1, 2015	4 months	ETB 6,237, 640.50	10			
30.	Works Drilling	159 Shallow Well	Shallow Well Drilling	June 1, 2015	4 months	ETB 41,110,049.71	10			
31.	Works	Yejube	Civil work, Supply and Installation of Pipes, Fittings and Electromechanical works	On Advertising	15 months					
32.	Works	Amber	Civil work, Supply and Installation of Pipes, Fittings and Electromechanical works	On Advertising	14 months					
33.	Works	Menta Wuha	Civil work, Supply and Installation of Pipes, Fittings and Electromechanical works	On Advertising	10 months					
34.	Works	Kulmesk	Civil work, Supply and Installation of Pipes, Fittings and Electromechanical works	On Advertising	10 months					
35.	Works	Bokekisa	Civil work, Supply and Installation of Pipes, Fittings and Electromechanical works	On Advertising	20 months					
36.	Works	Majete	Civil work, Supply and Installation of Pipes, Fittings and Electromechanical works	On Advertising	11 months					
37.	Works	Kessa	Civil work, Supply and Installation of Pipes, Fittings and Electromechanical works	On Advertising	10 months					
38.	Works	Godoberet	Civil work, Supply and Installation of Pipes, Fittings and Electromechanical works	On Advertising	7 months					
39.	Goods	Purchase of 13 Set Office furnitures	Purchase of 13 Set Office furnitures for Regional Bureau	Apr 30, 2015	30 days	100				
40.	Goods	Purchase of 47 Desktop Computers	Purchase of 47 Desktop Computers for Regional Bureau	Apr 30, 2015	30 days	100				
41.	Goods	Purchase of 5 Laptops Computers	Purchase of 5 Laptops Computers for Regional Bureau	Apr 30, 2015	30 days	Not supplied				
42.	Goods	Purchase of 47 Printers	Purchase of 47 Printers for Regional Bureau	Apr 30, 2015	30 days	Not supplied				



One WASH National Program – CWA 2007 Annual Report

No	Category of contract	Name of contract	Description	Date of signing of contract	Duration of contract	Value of contract	Physical progress of contract (%age)	Financial progress of contract		Remark
								Amount paid so far	% age	
43.	Service	Recruit of 42 Woredas WaSH Consultant	Recruit of 42 Woredas Consultant (WWCs)	Technical Evaluation Report Completed and Sent to ministry for No-Objection						
44.	Service	Recruit of 47 Woredas WaSH Consultant	Recruit of 47 Woredas Consultant (WWCs)	Consultant Expression of Interest Selection on process						
Somali Water Bureau										
45.	Goods	Supply of basic engine maintenance tools	Basic tools maintenance	25/12/2014		716.210	100%	716.210	100%	
46.	Goods	Supply of water quality test kits	Water quality test kits	2/12/2014		43,329.30	100%	43,329.30	100%	
47.	Goods	Supply of hand pump	Hand pump	18/02/2015		840,245	100%	840,245	100%	
48.	Goods	Supply of construction material for 8 town	Construction material	29/12/2014		754,768	100%	754,768	100%	
Harari Education Bureau										
49.	Work	Ayub, hayat & frinds general contractor p/ship	Cons. 1 block of 6 seat toilet for MUDI JIRME SCHOOL	15 May 2015	3 month	267,636.05	50 %		20 %	
50.		Abdusalam, fethia & friends general contractor p/ship	Cons. Of 4 seat toilet for Nugus Shira School	11 May 2015	3 month	208463.15	50 %		20 %	
51.		Eliyas abdulahi & family general contractor p/ship	Cons. blocks of 6 Seats Toilet for Erer Hawaye School	11 May 2015	3 month	266,042.12	50 %		20 %	
52.		Mustefa, nureidin & friends general contractor p/ship	Cons. 2 blocks of 6 Seats Toilet for Erer Hawaye School	11 May 2015	3 month	582,216.25	50 %		20 %	
53.		Sultan and tofik general contractor p/ship	Cons. 1 blocks of 6 Seats Toilet for Aw-Berkedle School	11 May 2015	3 month	276,238.05	40 %		10 %	



One WASH National Program – CWA 2007 Annual Report

No	Category of contract	Name of contract	Description	Date of signing of contract	Duration of contract	Value of contract	Physical progress of contract (%age)	Financial progress of contract		Remark
								Amount paid so far	% age	
54.										

SNNP Water Bureau

No	Contract Ref. no	Contract Descriptions	Cost Estimate	Procurement Method	Date of Invitation	Name of Supplier	Date of Sign	Actual Amount	Completion date
1	SNNPRWRB/OWN P/Shopping/01/2015	Procurement of Six Laptops for PMU staffs	90,000.00	Shopping		Real Tech Importer Trading		102,000.00	29-Feb-00
2	SNNPRWRB/OWN P/Shopping/02/2015	Procurement of Local Fixed Book shelf for Documentation Room	35,000.00	Shopping	22-Apr-15	Tision Building Materials	18-May-15	40,375.50	25-May-15
3	SNNPRWRB/OWN P/Goods/HP/01/2015	Procurement of Dewatering Pump	1,360,000.00	NCB	21-Feb-15	EMU General Importer	10-Jul-15	1,939,360.00	8-Sep-15
5	SNNPRWRB/OWN P/Goods/03/2015	procurement of BPR table and Book shelf for Expert		NCB	12-Oct-15	Eyhab Furniture & House holds	22-Jan-15	272,800.00	6-Feb-15
7	SNNPRWRB/OWN P/Goods/05/2015	Procurement of Electronics equipments(2 UPS & 2 printers& 7 Flash)	60,000.00	NCB	24-Feb-15	M.E. Trading	21-Apr-15	54,000.00	21-May-15
8	SNNPRWRB/OWN P/Goods/05/2016	Procurement of 68 Printers for Woredas	500,000.00	NCB	8-Apr-15	H.M.F. Computers & Stationery Trade,	16-Jun-15	459,544.00	15-Aug-15
9	SNNPRWRB/OWN P/Goods/05/2017	Procurement of 68 Desk Top Computers for Woredas & 1 Photocopy Machine	1,500,000.00	NCB	8-Apr-15	Abe Hodie Trading Plc	16-Jun-15	1,271,861.45	15-Aug-15