# BASELINE SURVEY OF MEDEBAY ZANA WOREDA OF TIGRAY REGION

Authors: Ayenew Admasu, Meresa Kiros, Abdulkadir Memhur

Date: December,2011-12-29

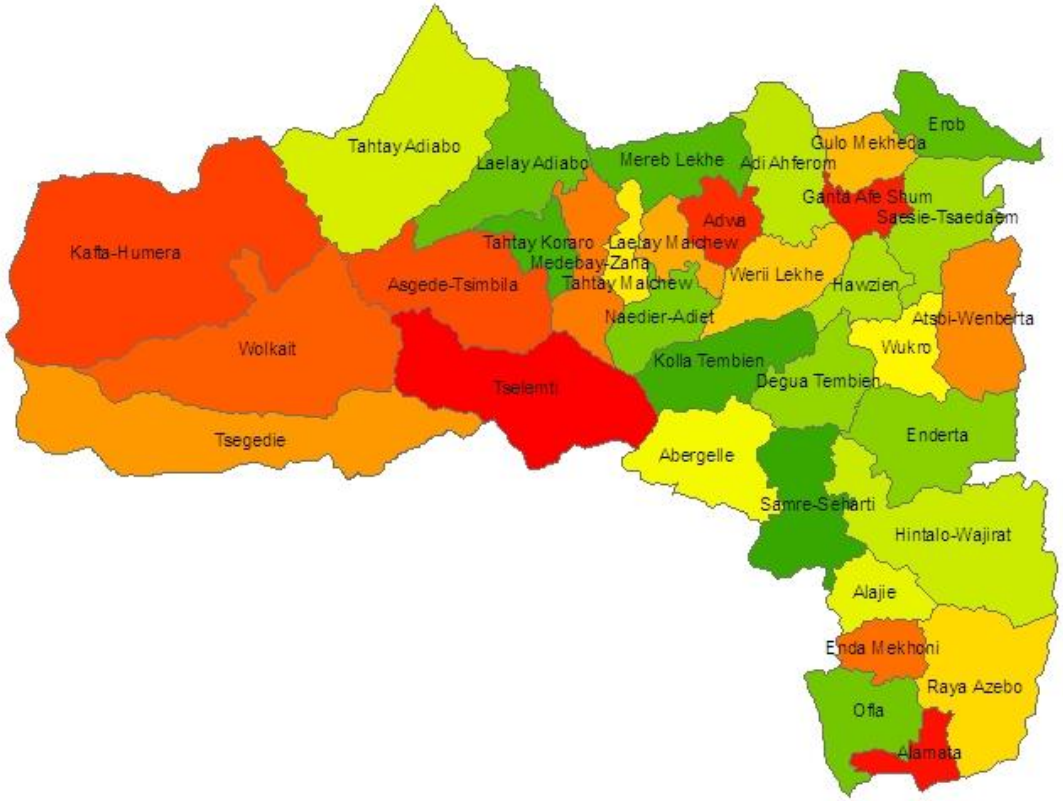
Tahtay Adiabo
Laelay Adiabo
Mereb Lekhe
Adi Ahferom
Gulo Mekheda
Erob
Ganta Afe Shum
Saesie-Tsaedaem
Kafta-Humera
Adwa
Tahtay Koraro
Laelay Maichew
Medebay-Zana
Werii Lekhe
Hawzien
Asgede-Tsimbila
Tahtay Maichew
Naedier-Adiet
Atsbi-Wenberta
Wolkait
Wukro
Kolla Tembien
Tselemti
Degua Tembien
Tsegedie
Enderta
Abergelle
Samre-Seharti
Hintalo-Wajirat
Alajie
Enda Mekhoni
Raya Azebo
Ofla
Alamata

Contents

# 1 ACRONYMS

| | |
|---|---|
| AfDB | African Development Bank |
| CDF | Community Development Fund |
| CFTs | Community Facilitation Teams |
| CMP | Community Managed Project |
| COWASH | Community-Led Accelerated WASH |
| CWA | Consolidated WaSH Account |
| DFID | Department for international Development UK |
| EFY | Ethiopian Fiscal Year |
| EUR | European Euro |
| GoE | Government of Ethiopia |
| GoF | Government of FINLAND |
| GTP | Growth and Transformation Plan |
| HDW | Hand Dug Well |
| HEWs | Health Extension Workers |
| HHs | Households |
| IDA | International Development Agent of the World Bank |
| KAP | Knowledge, Attitude and Practice |
| LIG | Local Investment Grant, |
| MoE | Ministry of Education |
| MoFED | Ministry of Finance and Economic Development |
| MoH | Ministry of Health |
| MoU | Memorandum of Understanding |
| MoWE | Ministry of Water and Energy |
| M & E | Monitoring & Evaluation |
| NGOs | Non-Government Organizations |
| O & M | Operation & Maintenance |
| ODF | Open Defecation Free |
| REST | Relief Society of Tigray |
| R-WaSH | Rural Water Supply, Sanitation & Hygiene |
| SP | Spring |
| SW | Shallow Well |
| UAP | Universal Access Plan |
| UNICEF | United Nations Children's Emergency Fund |
| WaSH | Water Supply, Sanitation and Hygiene |
| WASHCOs | Water Supply, Sanitation and Hygiene Committee |
| WB | The World Bank |
| WHO | Woreda Health Office |
| WIF | WaSH implementation Framework |
| WMP | Woreda Managed Project |
| WOFED | Woreda Finance & Economic Develoment |
| WWO | Woreda Water Office |
| WWTs | Woreda WaSH Teams |

# 2 INTRODUCTION

## 2.1 BACKGROUND

To achieve the ambitious goals laid out in the Growth & Transformation Plan (GTP) for safe water and improved hygiene and sanitation, the Government of Ethiopia (GoE) is poised to launch the new National Water Supply, Sanitation & Hygiene (WaSH) Program. The strategies to achieve GTP target and set up for the National WaSH Program are described in the WaSH Implementation Framework (WIF). The WIF recognizes that safe water and improved sanitation and hygiene are not separate pursuits and that coordination efforts are required among governmental agencies, civil society organizations and the private sector if targets are to be achieved. It also recognizes that results will only be sustainable if responsibilities and resources are devolved and communities are empowered to manage their own transformation.

The WIF incorporates the lessons learned from a number of water, sanitation and hygiene projects implemented in Ethiopia over the past decade and builds on the foundations these projects have laid. An example of this is the wider application of the highly decentralized Community Management Project (CMP) formerly called Community Development Fund (CDF) approach that empowers communities to manage funds and to directly manage the construction of water points and school and health post sanitation facilities. The WIF also engages non-governmental organizations (NGOs) as partners in WaSH ensuring that their high level of motivation, innovative work and their readiness and capacity to respond to the needs of the marginalized and most vulnerable people imbues the program as a whole. The WIF has four main features; integration, harmonization, alignment and partnership.

A major feature of WaSH Implementation Framework (WIF) is that it has the leadership of four government Ministries (MoFED, MoE, MoH & MoWE) that are pledged, through a Memorandum of Understanding (MoU) to support an integrated National WaSH program that addresses the needs of individuals, communities, schools and health posts more holistically and reduces bureaucratic compartmentalization of services.

A further feature of the National WaSH Program is the harmonizing of donor inputs in terms of programming and financial support. Major donors have agreed to support one program rather than a variety of time and geographic specific projects, with the objective of harmonizing their financial contributions through a single Consolidated WaSH Account (CWA) allowing greater flexibility in planning and budgeting and greater efficiency in financial management.

In the WaSH Implementation Framework the principles and basic procedures of the CDF approach are mainstreamed into the National WaSH Program and the approach is now called, the *Community Managed Project* (CMP) approach. It is presented

as a clear and more than acceptable, alternative funding mechanism to the conventional Woreda Grant which is in WIF known as the *Woreda Managed Project* (WMP) funding mechanism.

The CMP approach is *demand-driven.* However, in order to foster this demand it is necessary for regions and woredas to include the introduction and application of CMP in their strategic planning and to undertake CMP awareness building. As CMP is "taken up" and appears in Woreda WaSH Annual Plans, the Region will transfer the required funds to the Financing Intermediary or Micro Finance Institution from the investment budget line.

The GoE and the Government of Finland (GoF) in consultation with several sectoral stakeholders initiated a new project for mainstreaming the CMP approach into a national model, scaling up the CMP approach into new regions and further strengthening the CMP implementation in Amhara Region. The new project is called "Community-Led Accelerated WASH" (COWASH) in Ethiopia. COWASH has three components: Component I is to provide scaling-up support at the Federal level, Component 2 is to support CMP scaling up in new regions and component 3 is to support Amhara CMP scaling up. The first Phase was launched in July 2011 and will end on July 2014. Total contribution from Finland is 11 Million EUR.

The overall objective of the project is accelerated implementation of the Universal Access Plan (UAP) through the adoption and application of CMP approach. The project purpose is to establish CMP as an efficient mechanism for rural water supply development in Regions suitable for its introduction.

## 2.2 OBJECTIVE OF THE STUDY

The overall objective of the study is to collect necessary baseline information from the Tigray region selected 7 woredas and to establish required benchmarks for future analysis of progress, outputs, outcomes and impact of the project intervention. Baseline information collected is to serve the understanding and planning of:

- Practised multiple use systems in water supply and liquid waste management
- Awareness and knowledge of the people and instruments already in use in making people aware of forthcoming climate change impacts and how people are ready to face these new challenges in the future.
- Favorable hydro-geological conditions where simple hand-dug well and spring protection technology can be used. Therefore there is a need to map the areas where this technology is used and analyze the possibility of CMP approach used in achieving the GTP targets in 2015.
- The present situation of WaSH implementation in order to plan and budget the WaSH services.

- The availability of finance for CMP in Tigray taking into account Regional Government resources and resources available from other WaSH stakeholders.
- The existing WaSH governance in Tigray and include analysis of the efficiency of the existing governance.
- The functionality and non functionality of the existing water schemes.
- Existing strategic WaSH plans at woreda level need to be analyzed in order to assess the need to additional strategic planning training.
- The availability of private sector for drilling works for shallow well and government budget for drilling works.
- Existing household and institutional sanitation facilities.

## 2.3 SCOPE OF THE STUDY

The scope of work include assessing the socio economic profile, overview of the water supply, sanitation & hygiene situation, institutional capacity assessment of WaSH actors & assessment of the WaSH program implementation of the selected seven woredas for COWASH support in the Tigray region.

## 2.4 METHODOLOGY

The methodologies employed for this study are:

a) Document Review
Document review policy & strategy documents of the government in the water, sanitation & hygiene sector, legal frameworks and reports in the water, sanitation & hygiene sector.

b) In-depth interview & Focus Group Discussion
Undertake in-depth interview & focus group discussion with Regional WaSH Technical Committee & Woreda WaSH Team to gain a better understanding for the study.

c) Data Analysis
Collection and analysis of data from the Four Regional Sector Offices (BOFED, BOH, BOWE, BOE) and the Seven Selected Woreda Sector Offices (water, finance, health & education) in the Tigray Region.

# 3 OVERVIEW OF THE WOREDA

## 3.1 SOCIO ECONOMIC SITUATION

Medebay Zana woreda is one of the eight rural woredas in North West Zone of Tigray region that has 20 *tabias*: 18 rural *tabias* & 2 urban *tabias*. Its geographical location is in between 38º 20' E longitude & 14º 06' N latitudes. It is bordered with Mereb leh & Lay Adeyabo woreda in the North, Tsembelan woreda in the West, Tahtay Michew & Naderadet woredas in the East & Tahtay Koraro woreda in the West. The woreda capital is called Selekleka & is located 282 km from regional capital. Its area is approximately 1,055 sqkm. The land use pattern of the woreda shows that 27,271 ha is cultivated land, 30,551 ha is covered with forest and 47,714 ha is covered with bush & shrubs.

According to 2007 census, the woreda has 137,464 (124,759 in rural & 12,705 in urban) population in 2010. The total population in 2010 can be disaggregated by gender as follows: Rural: Male 62,440 (50.1%), Female 62,319 (49.9%); Urban: Male 5,636 (44.4%), Female 7,070 (55.6%). The total number of HHs and villages in the woreda is 30,839 & 56 respectively. Other than the woreda capital Zana is a small town inhabited by urban population. The woreda's climatic zones are lowland/kola/ & temperate/weina dega/ with proportion of 62% & 38% of the woreda's area respectively. The altitude of the woreda capital is 1,975 meter above sea level. The daily weather condition runs from 12ºc to 28ºc. The annual amount of rainfall ranges from 500 – 900 mm. The main rivers in the woreda are Meisha & Tekeze.

Agriculture is the mainstay of the economy in the woreda. The internal revenue of the woreda in EFY 2003 was Birr 5.5 million. With regard to communication the woreda has one post office, automatic telephone, mobile telephone, internet & fax services in the woreda capital & 18 satellite telephones in the rural *tabias*. The woreda capital has 24 hrs electric services from the national grid hydropower source of energy. The number of towns & rural *tabias* which have electric service from the national grid hydropower source of energy is 2 & 4 respectively. As accessibility of the woreda capital is all weather roads, there is public transport facility to the woreda capital. Dedebit Credit & Saving Institution (DCSI) is the main micro finance institution in the woreda. Its sub-branch offices are located at Selekleka, Zana & Kulufereha.

In 2003 EFY, the number of health institutions in the woreda was 2 health centres & 20 health posts. The total number of elementary schools & students in the woreda in 2003 EFY was 54 elementary schools & 23,763 students respectively. Out of these schools 34 schools (63 %) have water supply facilities in their compound. There are no significant natural & other disasters which have impacts on the delivery or management of water & sanitation services in the woreda.

## 3.2 OVERVIEW OF THE WATER SUPPLY

The woreda shows remarkable improvement in the water supply coverage since recent years. The water supply source of the woreda is mainly from ground water through hand dug wells, shallow wells and spring development. The woreda has currently (end of 2003 EFY) 195 hand dug wells fitted with hand pumps, 98 shallow wells equipped with hand pumps, 4 motorized boreholes and 45 gravity springs, from which 6 hand dug wells, 6 shallow wells, 1 boreholes and 12 springs are non functional (*Source: Woreda Water office*). More than 80% of the water supply coverage of the woreda is from hand dug wells and shallow wells.

The total water supply coverage of the woreda is about 72.3%. The water supply coverage for rural and urban is 75.8% and 86.8% respectively as reported from the Woreda Water supply and Energy Office. From the total existing schemes 7.3% of the schemes are non functional (up to the end of 2003 EFY). The major reason for the non functionality of the schemes is lack of spare parts in nearby shops, shortage of trained manpower and transportation in the woreda.

From the total existing schemes, 7.3% of the schemes are non functional (up to the end of 2003 EFY). The major reasons for the non functionality of the schemes are due to poor construction, lack of spare parts & hand tools for maintenance at the community level, shortage of trained technicians in the woreda and poor management of water supply schemes due to lack of awareness at the community level. Besides, shortage of trained technicians at the woreda level contributed for the existence of non functional water supply schemes.

All water schemes have WaSHCOs who are trained at the time of WaSHCO establishment. The duration & quality of training for WaSHCOs differs from project to project. The WaSHCOs in the rural communities supported by World Bank have got training in community WaSH plan preparation, construction & operation and maintenance phases of the project cycle. As some projects have not given training properly for WaSHCOs in each project cycle, the woreda has tried to fill the gap by conducting training for WaSHCOs who were not trained. Although there are some communities who have well organized WaSHCOs who can maintain the schemes by themselves, most of the schemes are maintained by the woreda technicians. The WaSHCOs trained by the World Bank WaSH program have better knowledge and technical capacity in maintaining water supply schemes as O & M training is given to WaSHCOs after construction of water supply schemes completed.

User communities contribute 5% of the project cost in cash for construction of new schemes prior to construction. They also contribute for operation and maintenance as proposed by WaSHCOs and have got approval by user communities. There is no standard user fee contribution framework in the woreda, however, some communities contribute at monthly and some at yearly basis. Few communities also contribute on consumption basis. All the contribution modalities are decided by WaSHCO together with the user communities.

### 3.2.1 AREAS OF INTERVENTION FOR CMP IMPLEMENTATION

The selection of rural water supply sources will be determined depending on the objective assessment of each place. As Community managed project (CMP) is a new approach mainly implemented and managed by the user community themselves, the scale of the project is most likely low cost and simple technology. Hand dug wells and spring developments are the most common practices which can be easily managed and implemented by the user communities. The survey group tried to identify the potential t*abias* for CMP intervention. The criteria for selection are the availability of shallow ground water and availability of springs. During the discussion conducted with water office experts the future possible domestic water supply source is prioritized as hand dug well, shallow well, roof water harvesting and spring development as 1st, 2nd, 3rd & 4th respectively.

The following table shows *tabias* which are the most feasible intervention areas for CMP implementation in the woreda. Although some communities in selected *tabias* are WB supported, there are still other communities who are not getting support from WB.

Table 1 Possible intervention *tabias* for CMP

| No. | *Tabia* | Possible source for CMP | Remark |
|---|---|---|---|
| 1 | Limat | HDW | |
| 2 | Adekemalik | HDW | WB |
| 3 | Mesahil | HDW | WB |
| 4 | Emba Tsihdi | HDW | |
| 5 | Adi Baerej | HDW | |
| 6 | Bahra | HDW | WB |
| 7 | Walka | HDW | |
| 8 | Adi Tsegora | HDW | WB |
| 9 | Shame | HDW | Partial |
| 10 | Debre Kerbe | HDW | “ |
| 11 | Kulu Ferha | HDW + SP | “ |
| 12 | Nefasit | HDW | “ |
| 13 | Mai Lomin | HDW | “ |

| No. | *Tabia* | Possible source for CMP | Remark |
|---|---|---|---|
| 14 | Tikule | HDW | Partial/WB |
| 15 | Adi Kueshti | SP | |

The above data are not based on detail hydrogeological study; the data is collected only by interviewing the woreda experts observed from their experience and field practice. Hence, one can expect that the possible source of potable water for the above villages in the *tabia* may not be only limited to the above mentioned sources. There might be also some villages, with deep groundwater occurrence which needs other interventions. The following map depicts major possible intervention areas in the woreda.

Fig. Possible intervention tabias for CMP

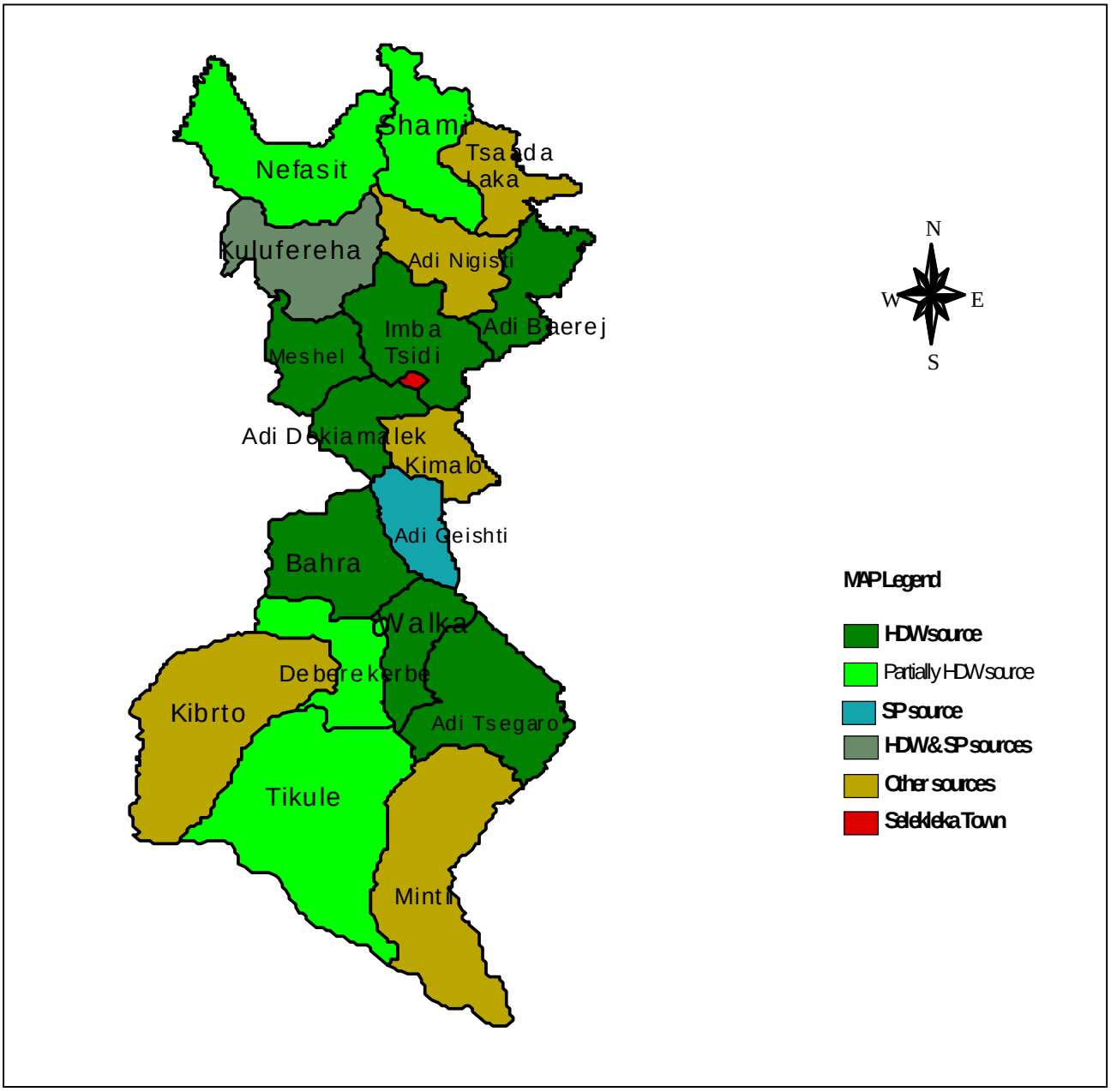

### 3.2.2 AVAILABILITY OF PRIVATE ARTISANS IN THE WOREDA

There are no individual private artisans in the woreda who can work on the construction of small scale water supply projects. The existing private artisans are in the form of association which is named as small and micro cooperatives established by the regional proclamation. The associations are not certified technically by relevant institution like the construction bureau and water bureau. But, they have legal entity by the proclamation. They are entitled to work any construction in the woreda including small scale water supply projects. One cooperative association could have 10 to 15 members; members of the association are from different disciplines including water experts within the association. As most of the association members are university graduates, they can be offered higher level of education which will be a base for local consultancy & contractor.

Medebay zana woreda has over 20 cooperative associations registered in the woreda small and micro cooperatives office engaged in construction works including construction of small water supply schemes. Previously the projects were allocated to the associations directly without bidding. However, later the office awarded construction of the water supply schemes through bidding among the associations who had better performance. The following table shows the available artisans in the woreda. (*Source*: Woreda Water & Mines Office)

The training was conducted by the woreda water mines and energy office for two days. The training was on the job training on site and given for five members from each cooperative association. There are no private spare dealers, consultants & drilling companies in the woreda. The following table shows list of artisans in the woredea.

Table 2 List of Artisans

| No | Name | Are they trained | Training Period / Days |
|---|---|---|---|
| 1 | Shewit Water Works & constr. Association | Y | 2 days |
| 2 | Midreselam " | Y | " |
| 3 | Simret " | Y | " |
| 4 | Segen " | Y | " |
| 5 | Degena " | Y | " |
| 6 | Firyat " | Y | " |
| 7 | Hawelti " | Y | " |
| 8 | Goitom & Haile " | Y | " |
| 9 | Abnet " | Y | " |
| 10 | Zemen " | Y | " |
| 11 | Suhul " | Y | " |
| 12 | Birhan " | Y | " |
| 13 | Miebale " | Y | " |
| 14 | Fre Lim'at " | Y | " |
| 15 | Fre Tsibah " | Y | " |
| 16 | Siye " | Y | " |
| 17 | Desta " | Y | " |
| 18 | Maebel " | Y | " |

The estimated average cost of hand dug well, on spot spring development, and shallow well construction in the woreda is about 38,000, 45,000 and 150,000 Birr respectively (the cost of HDW & SW includes supply & pump installation).

## 3.3 OVERVIEW OF HYGIENE AND SANITATION

Based on the collected data on Hygiene and Sanitation focused to key behaviour indicators, at the end of 2003 EFY the woreda is with a total of 30,839 rural HHs out of which a total number of 25,296 rural HHs (82% of rural HHs) were accessed to latrine facilities regardless of its quality. From the total 18 rural *tabias* or 56 villages in the woreda, there is indicative Open Defecation Free (ODF) declared in 3 *tabias* (17% of rural *tabias*).

Considering the above HHs accessed to latrine facilities of the Woreda, 22,513 HHs (89% of rural latrine accessed HHs) are reached in proper utilization. From the total rural HHs in the woreda, 20,662 HHs (67% of rural HHs) is reported they have hand washing facilities and practiced. The hand washing facility is locally made with water supply, soap or alternative cleaning materials such as ash according the report from the woreda. Type, quality, latrine construction system, behaviour on management and privacy/dignity indicators are not considered in latrine facilities to know the conditions of rural latrine facilities.

From the total rural HHs in the woreda, 25,296 HHs ( 82% of rural HHs ) are graduated as they completed practice of health extension program of 16 packages and a total of 18,812 HHs (61% of rural HHs) were confirmed with proper HH level Safe water Supply storage and use treatment practice.

Out of the existing 22 health facilities /2 health centres and 20 health posts/, only 2 health centres(9% of health institutions) have water supply. From the total health facilities in the woreda, 21 health facilities (96 % of health facilities) have improved ventilated pit latrines with separated rooms for males and females. Only one health centre has improved ventilated pit latrine for staffs with separated rooms for males and females. In regard to hand washing facilities all health facilities have hand washing facilities as the woreda has provided Jerikans (water containers) for this purpose collaborated with UNICEF. It is reported that only 5 health facilities (23% of the health facilities) are with functional infectious waste disposal pits and all health centres are with functional incinerators and placenta pits in their compound. (Source; 2003 EFY Woreda Health Office report)

From the total 54 schools in the woreda, 39 schools (72%) are found with improved ventilated pit latrine facilities. Out of schools having improved ventilated pit latrine,

- 47 % (18 Schools)) of Schools shared latrines facilities with Males and females
- 28 % (11 Schools) of Schools with separate blocks of latrine facilities for boys and girls

- 5% % (2 Schools ) of Schools with separate latrine facilities for males and Females teachers
- 100 % (39 schools ) of schools with functional waste disposal pits in their compound
- 100 % (39 schools) of schools access to hand washing facilities provided Jirikan and water brought by students;
- And a proportion of 1: 283 (84 holes for a total of 23,763 students) holes available in the woreda schools.

A total of 63% (34 schools) schools are with water supply service out of 54 Schools. There are a total of 54 WaSH school clubs in the woreda with a total member of 995 (496 male and 499 female) member students. (Source: 2003 EFY Woreda Education Office report).

In regard to Knowledge, Attitude and Practice (KAP) towards hygiene and sanitation of the woreda, progressively there is much better improvement in the community though still it requires more efforts by all actors in this sector.

# 4 INSTITUTIONAL & WASH PROGRAM IMPLEMENTATION CAPACITY

## 4.1 INSTITUTIONAL CAPACITY

The Water Resource Management Policy and the Water Sector Strategy have explicitly stated that every citizen has the fundamental right to access safe water for his/her basic needs. The overall objective of the Water Resource Management Policy is to enhance the well-being and productivity of the people through sustainable development of water resources for equitable social and economic benefits.

To implement WaSH program successfully, capacity of WaSH stakeholders should be strengthened.

### 4.1.1 VISION & OBJECTIVE OF THE WOREDA

Vision: To improve the health & quality of life of the rural community through provision of water & sanitation services on a sustainable basis.

Objectives of the woreda in implementingWaSH Program:

- To improve woreda level capacity to implement demand-based Rural WaSH Program
- To improve access of rural communities to water & sanitation services operated and maintained by the community.
- To improve health & hygiene practice

### 4.1.2 ORGANIZATIONAL STRUCTURE FOR WATER, MINES & ENERGY/ WATER SECTIONS ONLY/

Fig.2 Organizational Structure for Water Section Only

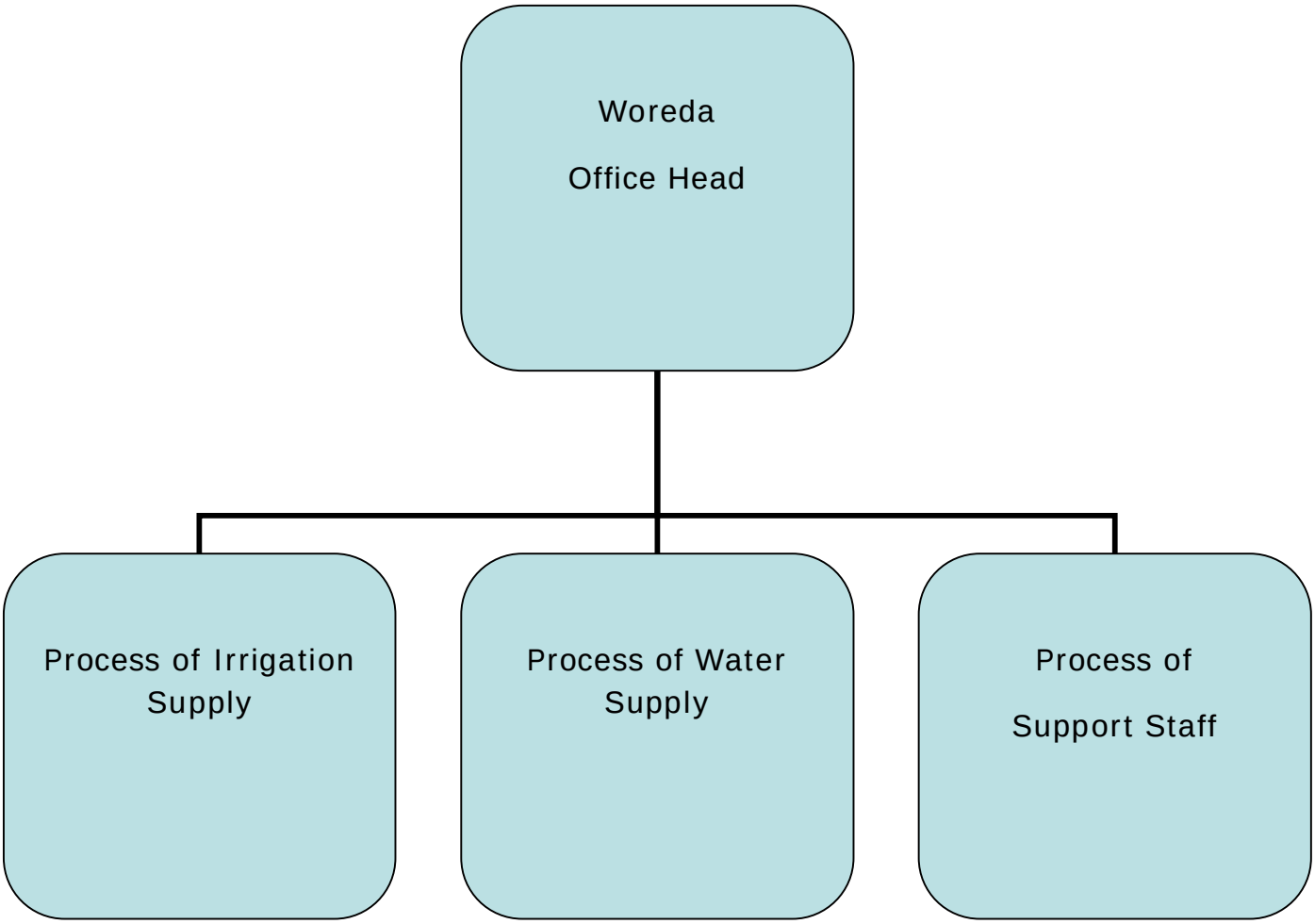

Roles and Responsibilities of the Water Office at Woreda Level

- Undertake identification of water sources
- Study and design of small micro dams
- Study and design for HDW construction, spring development
- Undertake shallow well and deep well studies
- Support WaSHCOs on the provision of spare parts availability
- Support WaSHCOs on operational works
- Undertake electromechanical maintenance
- Undertake rehabilitation of HDW and SP sources which are beyond the capacity of WaSHCOs
- Undertake training of WaSHCOs on operation, maintenance and financial management.

### 4.1.3 HUMAN RESOURCE FOR SECTORS

The recognition, organization and strengthening of the woreda WaSH sectors is an important step for bringing the service closer to the beneficiaries. Reasonable number of staff should exist at woreda offices. However, compared to their responsibility the woreda offices need to be strengthened with the necessary human resources

Table 3 Water Office Manpower

| No | Name | Sex | Age | Position | Education Level | Salary in Birr | WaSH Experience in Years | Trained on R-WaSH Y/N |
|---|---|---|---|---|---|---|---|---|
| 1 | Amare Girmay | M | 27 | Head | Degree | 3,578 | 0 | No |
| 2 | G/amlak Fiseha | M | 26 | V.Head | “ | 3,263 | 2 | “ |
| 3 | G/medhin negash | M | 27 | Expert | “ | 2,249 | 2 | “ |
| 4 | Fiseha Solomon | M | 30 | “ | Diploma | 1,499 | 6 | “ |
| 5 | G/silasie Hailu | M | 37 | “ | “ | 2,249 | 7 | “ |
| 6 | G/Haweria Fiseha | M | 30 | “ | Degree | 2,570 | 0 | “ |
| 7 | Fitsum | M | 25 | “ | “ | 2,771 | 0 | “ |
| 8 | Mekonen K/mariam | M | 32 | “ | Diploma | 1,114 | 2 | “ |
| 9 | Shewit Yibelih | F | 23 | “ | “ | 1,114 | 2 | “ |
| 10 | Brikti G/meskel | M | 23 | “ | “ | 1,114 | 2 | “ |
| 11 | Dirar Berhe | M | 26 | “ | “ | 1,114 | 2 | “ |
| 12 | Temesgen G/hiwot | M | 25 | “ | “ | 1,114 | 1 | “ |
| 13 | Mensur Kahsay | M | 25 | “ | Degree | 2,249 | 2 | “ |
| 14 | Kesete Kahsay | M | 30 | “ | “ | 2,870 | 1 | “ |
| 15 | G/mariam Abreha | M | 30 | “ | “ | 2,570 | 1 | “ |

*Table 4 Woreda Water Office*

| Qualification | Approved Structure Post | Existing Manpower |
|---|---|---|
| Degree | 14 | 8 |
| Diploma | 11 | 7 |
| Certificate and others | 4 | 4 |
| TOTAL | 29 | 20 |

*Table 5 Woreda Health Office*

| Qualification | Approved Post | Existing Manpower |
|---|---|---|
| Degree | 5 | 5 |
| Diploma | 11 | 8 |
| Certificate and others | 7 | 2 |
| TOTAL | 23 | 15 |

Note: - There are a total of 36 HEWs. In each Kebele two HEWs are working in the Health Extension Program Package

*Table 6 Woreda Education Office*

| Qualification | Approved Post | Existing Manpower |
|---|---|---|
| Degree | 9 | 8 |
| Diploma | 4 | 1 |
| Certificate and others | 8 | 2 |
| TOTAL | 21 | 11 |

*Table 7 Plan & Finance Office Manpower*

| Qualification | Approved Structure Post | Existing Manpower |
|---|---|---|
| Degree | 17 | 11 |
| Diploma | 14 | 12 |
| Certificate and others | 8 | 5 |
| TOTAL | 39 | 28 |

Human resources are not sufficient at the woreda level. The number of posts is small and posts are not filled with required manpower. The staffs have limited experience & needs updating their knowledge & skills in technical matters as well as in promoting WaSH program at community level. Due to shortage of spare parts and vehicles for supervision, the woreda WaSH-staff is not providing good support for O

& M. The hygiene & sanitation experts at woreda level do not have sufficient capacity to promote hygiene & sanitation.

The newly employed staffs for WaSH stakeholders need updates & training on the national WaSH objectives, policies, arrangements, etc. Once they have received adequate training, they will play a significant role in the implementation of the WaSH program.

The institutional structure of the woreda water office focuses mainly in the study, design, contracting out construction, supervision and maintenance of water supply schemes.

### 4.1.4 OFFICE FACILITIES FOR SECTORS

*Table 8 Water Office Equipments*

| Equipment Type | Total No. | No. of functional | No. of Non-functional | Remarks |
|---|---|---|---|---|
| Desk top Computer | 2 | 2 | - | |
| Lap top Computer | - | - | - | |
| Printer | 1 | 1 | - | |
| Photocopy machine | - | - | - | |
| File cabinet | 1 | 1 | - | |
| GPS | 4 | 4 | - | |
| Surveying equipment | - | - | - | |
| Mold | - | - | - | |
| Dewatering pump | - | - | - | |

*Table 9 Water Office Vehicles*

| Vehicle/motor bicycles | Total No. | No. of Functional | No. of Non-Functional | Primary user | Who authorizes the usage? |
|---|---|---|---|---|---|
| Motorbike | 2 | 2 | - | Water | Office Head |

*Table 10 Health Office Equipment*

| Equipment Type | Total No. | No. of Functional | No. of Non-Functional |
|---|---|---|---|
| Computer | 5 | 3 | 2 |
| Printer | 5 | 2 | 3 |
| Photocopy | - | - | - |
| File cabinet | - | - | - |

*Table 11 Health Office Vehicles*

| Vehicle/motor bicycles | Total No. | No. of Functional | No. of Non-Functional | Primary user | Who authorizes the usage? |
|---|---|---|---|---|---|
| Car | 1 | 1 | - | All staffs | Head |
| motorbike | 6 | 1 | 5 | Experts | Experts |

*Table 12 Woreda Education Office Equipment*

| Equipment Type | Total No. | No. of Functional | No. of Non-Functional | Remarks |
|---|---|---|---|---|
| Computer | 6 | 5 | 1 | |
| Printer | 4 | 2 | 2 | |
| Photocopy | 1 | - | 1 | |
| File cabinet | - | - | - | |

*Table 13 Plan & Finance Office Equipments*

| Equipment Type | Total No. | No. of Functional | No. of Non-Functional | Remarks |
|---|---|---|---|---|
| Lap top | 2 | 2 | - | |
| Computer | 9 | 6 | 3 | |
| Printer | 5 | 5 | - | |
| Photocopy | 2 | - | 2 | |
| File cabinet | 3 | 3 | - | |

## 4.2 WASH PROGRAM IMPLEMENTATION CAPACITY

### 4.2.1 SITUATION OF WASH PROGRAM

Medebay Zana Woreda has been WB/IDA supported WaSH woreda since 2005 G.C. From the total of 18 kebeles in the woreda, only six kebeles are getting support from World Bank. List of kebeles supported are Tikule, Adi Tsegaro, Bahra, Adi Dekiamalek, Meshel & Kimalo. There was strong Woreda WaSH team (WWT) established from Woreda Wash stakeholders (Water, Health, Women, Education, Finance, and Women Affairs and Women Association) under the Woreda administration administrator's leadership. But, due to weak support and follow up from Regional WaSH stakeholders, high turnover of staffs from Woreda sectors including the leadership of Woreda administration became loose and seen significant gap in its program implementation and performance through time. The support by CFTs is limited and they couldn't cover the whole community. Moreover, there is delay in fund disbursement from Regional Project Management Unit and un-clarity of working procedures with weak monitoring and support.

The woreda follows government procurement and tendering system though the WB has its own procurement guideline. The woreda WaSH team gives priority to local contractors to compete among themselves. The woreda administration gives final approval on the selection proposal made by the woread WaSH team

### 4.2.2 ORGANIZATIONAL STRUCTURE FOR WASH PROGRAM

The woreda WaSH team/WWT/ is established at the woreda level so as to plan, manage & monitor WaSH program activities. The following figure shows the WaSH coordination structure established at the woreda level.

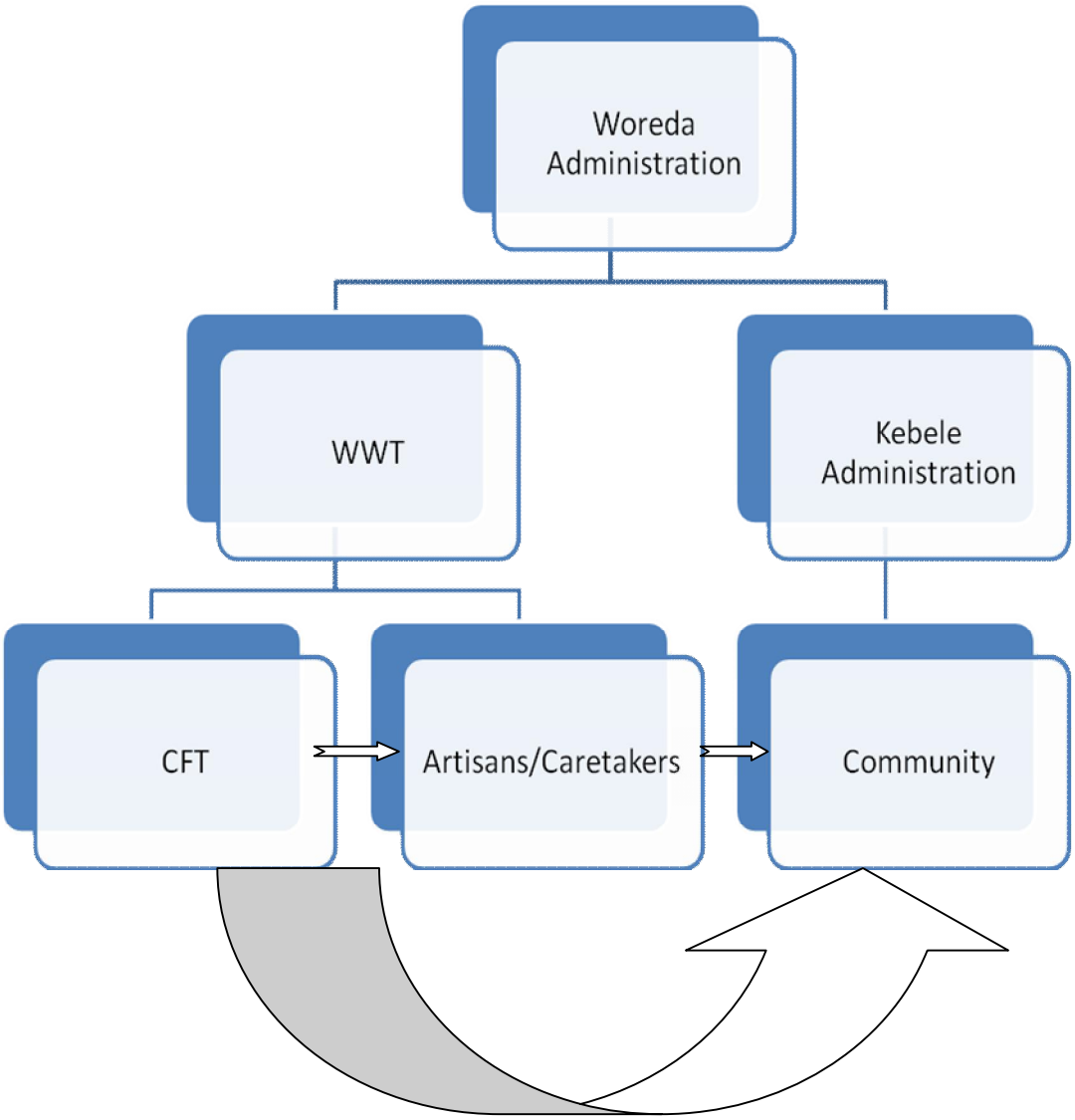


Fig.3 Woreda WaSH Structure

### 4.2.3 HUMAN RESOURCE FOR WASH PROGRAM

*Table 14 WWT Members*

| No | Name | Sex | Age | Position | Education Level | Salary | WaSH Experience in years | Trained on R-WaSH Yes/No |
|---|---|---|---|---|---|---|---|---|
| 1 | G/Kirstos Gebreu | M | 44 | Woreda Admin | Diploma | 4,050 | 7 | No |
| 2 | Amare Girmay | M | 27 | Water, Head | Degree | 3,578 | 0 | " |
| 3 | Girmay G/her | M | 33 | Finance, Head | " | 3,857 | 7 | Yes |
| 4 | Fisehas Birhane | M | 38 | Health, Head | " | 5,130 | 3 | No |
| 5 | G/kidan Berhe | M | 48 | Education, Head | " | 3,857 | 4 | " |
| 6 | Zenebech Fiseha | F | 48 | Women affairs, Head | Diploma | 3,578 | 5 | " |
| 7 | Fatuma Hibue | F | 48 | Women affairs Head | Diploma | 2,500 | 3 | " |

*Table 15 CFT Member*

| No. | Name | Sex | Age | Position | Education Level | Salary | WaSH Experience in years | Trained on R-WaSH Yes/No |
|---|---|---|---|---|---|---|---|---|
| 1 | Baraki T/Mariam | M | 26 | Technician | Diploma | 1,000 | 2 | No |
| 2 | Berhe Alene | M | 25 | " | " | 1,000 | 2 | " |
| 3 | Genet Adane | F | 25 | Promoter | Certificate | 900 | 7 | Yes |
| 4 | Birey G/hiwot | F | 26 | Sanitarian | " | 850 | 7 | " |
| 5 | Gebriela G/Hiwot | F | 22 | Sanitarian | Diploma | 900 | 1 | No |
| 6 | Atalay | M | 32 | Promoter | Certificate | 850 | 7 | Yes |
| 7* | Hayat Ademnur | F | 23 | Data entry | Diploma | 1,200 | 2 | No |

*Remark-* * The expert has office in water office and she is responsible for data entry

### 4.2.4 OFFICE FACILITIES FOR WASH PROGRAM

*Table 16 WWT Office Equipments*

| Equipment Type | Total No. | No. of functional | No. of Non-functional |
|---|---|---|---|
| Desk top Computer | 1 | - | 1 |
| Lap top Computer | - | - | - |
| Printer | 1 | 1 | - |
| Photocopy machine | - | - | - |
| File cabinet | - | - | - |

*Table 17 WWT Vehicles*

| Vehicle/motor bicycles | Total No. | No. of Functional | No. of Non-Functional | Primary user | Who authorizes the usage? |
|---|---|---|---|---|---|
| Car | - | - | - | - | - |
| Motorbike | 2 | 2 | - | water | Water Head |

### 4.2.5 STRENGTHS, WEAKNESSES, OPPORTUNITIES AND THREATS IN IMPLEMENTATION OF WASH PROGRAM

Strengths

- The WaSH program supported by World Bank improved WaSH coverage in our Woreda and built community and implementer's capacity on program planning, managing and scheme ownership & management.
- The woreda has awareness about the program even though it is not adequate as expected.
- Existence of WWT in the woreda to manage and monitor the allocated resources together with communities.

Weaknesses

- Still not covered the whole community and limited support from Region including weak supportive supervision and follow up during program implementation.
- Low community awareness to fence, maintain and manage the WaSH resources
- Interruption of WWT regular meeting to evaluate projects
- Staff turnover

- Very slow implementation process and limited amount of support with significant slow financial flow and utilization

Opportunities

- Well organized community, conducive government policy and government structure at all levels.

Threats

- Ragged topography of some woredas may affect follow up and supervision at community level

### 4.2.6 WASH PLAN FOR 2003-2007 EFY

As the woreda is WaSH program woreda financed by World Bank/IDA, the woreda prepared integrated woreda WaSH strategic plan for EFY 1997-2002. The woreda water sector & health sector strategic plans for 2003-2007 EFY was prepared independently by each sector & submitted to WOFED. The WOFED has consolidated sectors' strategic plan and produced one woreda development strategic plan. The woreda planning is constrained by limited technical skill, lack of information on available resource for investment and limited understanding of the WaSH program.

The worea 2003-2007 EFY WaSH plan shows that in 2007 EFY the rural water supply coverage reaches 100% by constructing 85 HDWs, 8 on spot springs, 56 shallow wells & 3 boreholes/deep wells.

### 4.2.7 PARTNER ORGANIZATIONS IN WASH

Organizations active in WASH program are WB (IDA), UNICEF, Local Investment Grant (LIG), REST, Productive Safety Net Program.

### 4.2.8 PARTICIPATION & COORDINATION

The guiding principles of the water policy focus on decentralized service delivery, participation and community management. Promotion of the participation and community management of all stakeholders and user communities, particularly women's participation in the relevant aspects of water resources management is essential.

All stakeholders in WaSH have obligation to comply with government's plans, policies and laws intended to respect, protect and fulfill the human right to water. In recognition of the multi-sectoral nature of WaSH and Memorandum of Understanding (MoU) was signed between MoWR, MoH and MoE at national level to facilitate their cooperation in joint planning, implementation, and monitoring of water supply, sanitation and hygiene education in communities. The MoU sets out broad institutional responsibilities for ministries, bureaus and woredas to work on their sector mandate & more importantly coordinate across their sectors.

To implement all water supply and sanitation projects in a coordinated way, the WWT has been formed at the woreda level. The chairperson of WWT is the woreda administrator. The woreda Water Office head serves as secretary in the WaSH team. This WWT coordinates all WASH projects at the woreda level.

Although there is clear mandate in the implementation of the water supply, sanitation & hygiene education activities, the woreda water, health & education offices lack coordination in WaSH activities at the community level.

About 30 to 50 households are grouped to appeal for WaSH projects. However, before they submit their application they are supposed to elect WASHCO with the help of CFTs. The sex composition of women in WASHCO is usually 50%.

Women involve at all levels of planning, implementation and follow up as they are the most vulnerable for shortage of clean water and sanitation facilities. They play great role especially in planning and implementation of the project cycle. Almost all WASHCO treasurers are women. There are also women WASHCO chair persons in some communities. From the total WaSHCOs in the woreda, more than 50% WaSHCOs have assigned women as cashier. Community Facilitation Team members make a discussion with the community about the technology selection and up-front contribution (5% of the project cost). Members of the community discusses on the share of each household depending on their number. The community WaSH plan is then prepared after detail discussion and submitted for the approval of the WWT.

### 4.2.9 ACCOUNTABILITY & TRANSPARENCY

Transparency and accountability is vital for just and equitable delivery of services by public institutions. The woreda WaSH plan and the community WaSH plan, which is prepared annually, could be considered a living example of transparency at the woreda & community level.

Citizens have to contribute financially and in other ways to ensure the realization of their rights to water. They have to pay an affordable fee for connection to safe water.

The woreda WaSH team performs its task with the common understanding and agreement of all WWT members at any step of the project cycle. The WWT is headed by the woreda Administrator or his representative. Hence, like any other projects or regular program each WWT member is accountable for woreda administration for program implementation. In depth discussion is conducted in planning and budget allocation process. If any member of the WWT is not participating actively, the sector office is obliged to change its representative.

### 4.2.10 CITIZEN VOICE

In tabias where the Community Facilitation Team CFT) are working, it is the Community Facilitation Team who undertakes the leading role in community project cycle; community mobilization & planning, construction phase & Operation &

Maintenance phases. The WWT assists the CFT in conducting discussion with community members at planning, implementation and technology selection process. During the discussion, communities will be able to know their duties & responsibilities. Moreover, the scarcity of the resource and priority procedure for selection of communities will be discussed. Due to this process, there are no complaints from communities. However, if there is still gap on the process, communities can appeal their request to the WWT to be discussed with the Woreda administration. Finally, the woreda WaSH team members discuss with user communities at grass root level so as to give immediate response for their appeal.

# 5 BUDGET ALLOCATION & UTILIZATION

The water sector policy and strategy clearly put high priority in resource allocation to water supply and sanitation for human, livestock and industrial needs. The policy and strategy envisions a move towards partial cost sharing and full O & M cost recovery for rural water supply schemes as well as promotion of domestic commercial and micro finance institutions in financing water investments.

From the table below we can understand that from 2001-2003 EFY, the allocated capital budget for water sector from the total woreda capital budget was 2.7%. In some years, the government utilized budget is higher than the allocated due to the adjusted budget from contingency budget. Similarly, the utilized budget for WB and UNICEF was higher than the allocated due to balance brought forward.

## 5.1 GOVERNMENT BUDGET ALLOCATED TO WOREDA FOR THE PAST THREE YEARS

Table 18 GOVERNMENT BUDGET ALLOCATED TO WOREDA

| Years/Sector | Capital | Recurrent |
|---|---|---|
| | Allocated Birr | Allocated Birr |
| 2003 | 2,610,519 | 25,003,034 |
| 2002 | 7,841,092 | 21,020,862 |
| 2001 | 2,029,700 | 19,123,781 |

## 5.2 LOCAL INVESTMENT GRANT (LIG) BUDGET ALLOCATED TO WOREDA AND WASH FOR THE PAST THREE YEARS

Table 19 LIG BUDGET ALLOCATED TO WOREDA

| Years/Sector | Allocated Birr to Woreda | Allocated Birr to WASH |
|---|---|---|
| 2003 | 7,364,501 | 499,429 |
| 2002 | 6,309,092 | 1,000,000 |

| | | |
|---|---|---|
| 2001 | - | - |

## 5.3 GOVERNMENT BUDGET ALLOCATED AND UTILIZED FOR WASH FOR THE PAST THREE YEARS

Table 20 GOVERNMENT BUDGET ALLOCATED TO WOREDA

| Years/Sector | Capital | | Recurrent | |
|---|---|---|---|---|
| | Allocated Birr | Utilized Birr | Allocated Birr | Utilized Birr |
| 2003 | 50,090 | 50,090 | 491,626 | 603,513 |
| 2002 | 100,000 | 100,000 | 381,167 | 443,565 |
| 2001 | 188,444 | 157,556 | 315,069 | 314,043 |

## 5.4 WORLD BANK BUDGET ALLOCATED AND UTILIZED FOR WASH FOR THE PAST THREE YEARS

Table 21 WORLD BANK BUDGET ALLOCATED TO WASH

| Year | Allocated Birr | Utilized Birr |
|---|---|---|
| 2003 | 492,250 | 276,068 |
| 2002 | 671,907 | 916,416 |
| 2001 | 281,236 | 33,964 |

## 5.5 UNICEF FUND ALLOCATED AND UTILIZED FOR THE PAST THREE YEARS

Table 22 UNICEF BUDGET ALLOCATED TO HYGIENE & SANITATION

| Year | Allocated Birr | Utilized Birr |
|---|---|---|
| 2003 | 492,250 | 276,068 |
| 2002 | 671,907 | 916,416 |
| 2001 | 281,236 | 33,964 |

# 6 MONITORING & EVALUATION

The WWT members divided into sub Woredas (cluster) made close follow up and support to CFTs and WASHCOs on the WaSH program implementation. The Woreda Cabinet as whole took responsibility for supporting WaSH program while going to Kebeles for development follow up and support. The woreda WaSH team gives support to CFTs and WASHCOs every quarter in their catchment. This is done following the construction time and the WaSH program strategy. The woreda WaSH

team makes close follow up of schemes at site handover, in the construction period and handover of the completed project. Though the WWT does not prepare individual assignment for each team member, the WWT prepares checklists for site supervision.

Monitoring and evaluation system in the woreda is inadequate. The woreda water office produces consolidated report for the sector which does not incorporate reports on sanitation and school WASH progress reports from health and education reports.

# 7 INSTITUTIONAL GAP ASSESSMENT

| Indicator | Standard | Situation of Woreda | Capacity Gap |
|---|---|---|---|
| WaSH Vision and objectives | Clearly defined vision and objectives of organization and communicated properly to stakeholders; | Included with Woreda development plan and working properly with stakeholders; | Lacks wide coverage of service so far and needs to increase through financial support; |
| Situation of WASH | Have data to understand situation by updating periodically | Well done and updating every year; | None |
| Organizational capacity and staffing for WASH (H & S) service | Have defined organizational structure based on the WaSH objectives. Ensure adequate number of right staff with right skill in right time at minimum cost to fulfill objectives. Adequate physical capacity and mobility to implement WaSH programs. | Assigned WaSH focal person and participated with other WaSH stakeholders so far | None |
| Implementing WASH programmers | Effective discharging of WASH related service to the end users; Monitoring of the WASH project | Took as one of improving community health and social and economic benefit in our community; | Needs additional financial support to serve blanket the whole woreda community |
| Plans and programs on WASH | Database planning system; integrated sect oral planning system; feasibility study; peoples participation at all stage; plan based on demand | Used data we have for planning purpose from low level performance reports. | None |
| WaSH capacity development efforts | Developed individual, organizational, sect oral capacity as per need; support to create enabling environment | Used different support and giving training for staffs, although not enough due to shortage of budget. | Still we need additional financial support for training to improve implementation capacity of the woreda; |
| Participation and coordination | Ensured all levels of participation; Effective and functional district level coordination committees related to WaSH ; | There is a very good participation and coordination. | Having a clear working procedure of WaSH is needed at hand officially; |
| Gender and social inclusion and | More than 33% women participation in user committees; Gender sensitive and inclusive staffing. | Women equally well participated at all levels in WaSH | None |

| | | | |
|---|---|---|---|
| citizen voice | Information about services and service providers, feedback mechanisms, formal complaints processes | implementation; | |
| Service delivery protocol | Clear protocol for implementation process of water supply projects, sanitation projects and hygiene program; | Using to Ensure quality of education and given due attention at all levels; | Needs additional fund to include all schools in the woreda to be supported in WaSH; |
| Monitoring and evaluation | Periodic monitoring of ongoing and completed program by mobilizing committees concerned; established monitoring and evaluation system Information utilized for managerial decision making purpose; | Monthly and quarterly visited schools to support on WaSH improvement with subject matter supervision. | Shortage of finance and transportation to visit all schools; |

# 7. RECOMMENDATION FOR THE NEW CMP PROGRAM IMPLEMENTATION APPROACH

- The CMP program shall give priority for *tabias* where there is no other donor intervention
- The new approach is good in creating sense of ownership in the user communities. However, clear guideline should be established before implementing the program. The program should also give due attention for capacity building at all levels.
- The woreda WaSH plan for EFY 2003-2007 should be prepared/revised in line with the Growth and Transformation Plan & WIF.
- The MoWE shall endorse regulations to regions in legalization of WASHCOs with a specific mandate, obligations.
- Woreda WaSH plan developed by the Woreda WaSH Team should be made clear to all stakeholders in the woreda.
- Attention should be given to establish a minimum package for Woreda WaSH capacity.
- Attention should be given on the signing & implementation of Regional & Woreda MoU for the integration of WaSH activities.
- Woreda should give priority for tabias with low coverage and problems of chronic water scarcity, based on reliable data and agreed indicators.
- Income generation schemes aimed at reducing poverty should include a strong WaSH component.
- The woreda should strongly encourage private sector participation by capacitating cooperative associations participating in WaSH sector and creating conducive environment to establish spare part dealers.
- The woreda should use the water supply inventory to measure the magnitude of O & M problem and rehabilitate water supply schemes by ensuring cost recovery from users, establishing area mechanics and supply chains for spare parts.